

ÜRÜN KATALOĐU
product catalogue



www.azyfarm.com

HAKKIMIZDA

AZYFarm 19 Mayıs 2020 tarihinde başta Türkiye olmak üzere tüm Dünyada tarımda ticaret anlayışını yeniden yapılandırmak ve yeni bir bakış açısı getirmek amacıyla kurulmuştur.

Tarımın ve bitki yetiştiriciliğinin temel gereksinimlerinden biri olan sulama, üretim verimliliğini artırmanın ve sürdürülebilir tarım uygulamalarını desteklemenin anahtarıdır. Bu fikirle yola çıkarak, en son teknolojiye dayalı sulama sistemleri çözümleri sunma amacıyla kurulduk.

AZYFarm, sulama sistemleri konusunda deneyimli ve uzman bir ekip tarafından kurulmuştur. Teknolojiye hakim, vizyon sahibi ve tutkulu ekibimiz, sürekli olarak en iyi çözümleri sunmayı hedefler. Teknolojinin tarım sektörüne getirdiği olanakları yakından inceleyerek, en son gelişmeleri takip ederek, en modern ve akıllı sulama sistemlerinin satışını sağlarız. Müşteri memnuniyeti, işimizin temel direğidir. Her müşterinin benzersiz ihtiyaçlarına uygun özelleştirilmiş çözümler sunarak, işlerini kolaylaştırmak ve ürün verimliliğini artırmak için çalışıyoruz.

Müşterilerimize güvenilir, uzun ömürlü ve sorunsuz sulama sistemleri sunarak, işlerini daha kolay ve etkili hale getiriyoruz.

AZYFarm, geleceğin tarımını şekillendirmeye, daha verimli üretim yöntemleri sunmaya ve su kaynaklarını korumaya kararlı bir şekilde ilerlemektedir. Siz de bizimle birlikte, modern tarımın dönüşümünde yer almak ve daha yeşil bir dünya için adım atmak isterseniz, iletişim bölümünden bizlere ulaşabilirsiniz.

Misyonumuz

Dünya genelinde tarım sektörünü güçlendirmek ve çiftçilere, bahçıvanlara ve tarım uzmanlarına en yenilikçi ve etkili sulama çözümlerini sunmaktır. Yenilikçi mühendislik yaklaşımları ve kalite odaklı satış anlayışımızla, bitki sağlığını ve verimliliğini artırmayı hedefliyoruz.

Vizyonumuz

Tarımsal üretimde sürdürülebilirliği teşvik etmek ve su kaynaklarını verimli bir şekilde kullanarak daha yeşil bir dünya inşa etmektir. Geleceğin tarımını şekillendiren yenilikçi sulama çözümleri ile çiftçilerin, bahçıvanların ve tarım uzmanlarının işlerini kolaylaştırmalarını ve daha verimli sonuçlar elde etmelerini sağlamaktır.

ABOUT US

AZYFarm was established on May 19, 2020 in order to restructure the understanding of trade in agriculture and bring a new perspective to the whole world, especially in Turkey.

Irrigation, one of the basic requirements of agriculture and plant breeding, is the key to increasing production efficiency and supporting sustainable agricultural practices. Based on this idea, we were established to provide cutting-edge irrigation systems solutions.

AZYFarm was established by an experienced and expert team in irrigation systems. Our technology-savvy, visionary and passionate team constantly aims to offer the best solutions. By closely examining the possibilities brought by technology to the agricultural sector, following the latest developments, we ensure the sale of the most modern and smart irrigation systems. Customer satisfaction is the pillar of our business. We strive to streamline their business and increase product efficiency by providing customized solutions tailored to each customer's unique needs.

By offering our customers reliable, long-lasting and trouble-free irrigation systems, we make their work easier and more effective.

AZYFarm is committed to shaping the agriculture of the future, offering more efficient production methods and protecting water resources. If you want to take part in the transformation of modern agriculture and take a step towards a greener world with us, you can reach us from the communication section.

Our Mission

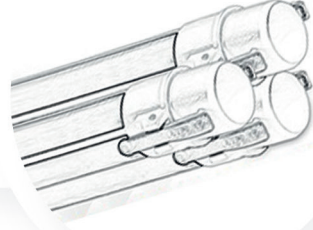
To strengthen the agricultural sector worldwide and to provide farmers, gardeners and agronomists with the most innovative and effective irrigation solutions. We aim to increase plant health and productivity with our innovative engineering approaches and quality-oriented sales approach.

Our vision

To promote sustainability in agricultural production and to build a greener world by using water resources efficiently. To enable farmers, gardeners and agronomists to facilitate their work and achieve more efficient results with innovative irrigation solutions that shape the agriculture of the future.

MANDALLI YAĞMURLAMA GRUBU
SPRINKLER GROUP WITH LATCH

04-16

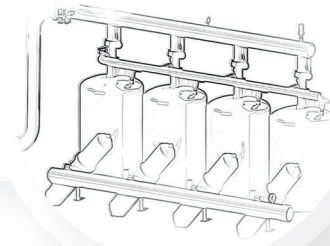


17-51

YASSI DAMLA SULAMA GRUBU
(ENERJİ - PERFORMANS)
FLAT DRIP GROUP AND SPARE PARTS

FİLTRE GRUBU
FILTER GROUP

52-60





61-67

YUVARLAK DAMLA SULAMA GRUBU
ROUND DRIP IRRIGATION PIPE & SPARE PARTS

PVC TEMİZ SU BORULARI
PVC CLEAN WATER PIPES

68-69



70-71

PE - 100 (HDPE) BORULARI
PE - 100 (HDPE) PIPES


MANDALLI YAĞMURLAMA GRUBU


SPRINKLER GROUP
WITH LATCH




MANDALLI YAĞMURLAMA GRUBU


SPRINKLER GROUP WITH LATCH

5 Metre Yağmurlama Boruları	Kod	Çap (mm)
5 Meter Sprinkler Pipes	Code	Diameter(mm)
	3002.050.1050	50
	3002.063.1050	63
	3002.075.1050	75
	3002.090.1050	90
	3003.110.1050	110
	3003.125.1050	125
	3004.140.1050	140
	3004.160.1050	160


6 Metre Yağmurlama Boruları	Kod	Çap (mm)
6 Meter Sprinkler Pipes	Code	Diameter(mm)
	3002.050.1060	50
	3002.063.1060	63
	3002.075.1060	75
	3002.090.1060	90
	3003.110.1060	110
	3003.125.1060	125
	3004.140.1060	140
	3004.160.1060	160

5,6 Metre Yağmurlama Boruları	Kod	Çap (mm)
5,6 Meter Sprinkler Pipes	Code	Diameter(mm)
	3002.075.1056	75
	3002.090.1056	90
	3003.110.1056	110
	3003.125.1056	125


8 ATÜ MANDALLI YAĞMURLAMA BORULARI PN8 SPRINKLER IRRIGATION PIPE


5 Metre Yağmurlama Boruları	Kod	Çap (mm)
5 Meter Sprinkler Pipes	Code	Diameter(mm)
	3012.075.1050	75
	3012.090.1050	90
	3012.110.1050	110
	3012.125.1050	125
	3012.140.1050	140
	3012.160.1050	160

8 ATÜ MANDALLI YAĞMURLAMA BORULARI PN8 SPRINKLER IRRIGATION PIPE


6 Metre Yağmurlama Boruları	Kod	Çap (mm)
6 Meter Sprinkler Pipes	Code	Diameter(mm)
	3012.075.1060	75
	3012.090.1060	90
	3012.110.1060	110
	3012.125.1060	125
	3012.140.1060	140
	3012.160.1060	160


10 ATÜ MANDALLI YAĞMURLAMA BORULARI PN10 SPRINKLER IRRIGATION PIPES

5 Metre Yağmurlama Borusu	Kod	Çap (mm)
5 Meter Sprinkler Pipe	Code	Diameter(mm)
	3013.160.1050	160 (4 Mandallı)
	3013.200.1050	200 (6 Mandallı)

6 Metre Yağmurlama Borusu	Kod	Çap (mm)
6 Meter Sprinkler Pipe	Code	Diameter(mm)
	3013.160.1060	160 (4 Mandallı)
	3013.200.1060	200 (6 Mandallı)

16 ATÜ MANDALLI YAĞMURLAMA BORULARI PN16 SPRINKLER IRRIGATION PIPES

5 Metre Yağmurlama Borusu	Kod	Çap (mm)
5 Meter Sprinkler Pipe	Code	Diameter(mm)
	3014.200.1050	200


6 Metre Yağmurlama Borusu	Kod	Çap (mm)
6 Meter Sprinkler Pipe	Code	Diameter(mm)
	3014.200.1060	200

MANDALLI YAĞMURLAMA GRUBU

SPRINKLER GROUP WITH LATCH


MANDALLI DAMLA SULAMA HAT BORULARI DRIP IRRIGATION LINE PIPES

5 Metre Mandallı Damla Sulama Hat Boruları	Kod	Çap (mm)
5 Meter Drip Irrigation Line Pipes	Code	Diameter(mm)
	3002.050.1053	50
	3002.063.1053	63
	3002.075.1053	75
	3002.090.1053	90
	3003.110.1053	110
	3003.125.1053	125
	3004.140.1053	140
	3004.160.1053	160

6 Metre Mandallı Damla Sulama Hat Boruları	Kod	Çap (mm)
6 Meter Drip Irrigation Line Pipes	Code	Diameter(mm)
	3002.050.1063	50
	3002.063.1063	63
	3002.075.1063	75
	3002.090.1063	90
	3003.110.1063	110
	3003.125.1063	125
	3004.140.1063	140
	3004.160.1063	160

5,6 Metre Mandallı Damla Sulama Hat Boruları	Kod	Çap (mm)
5,6 Meter Drip Irrigation Line Pipes	Code	Diameter(mm)
	3002.075.1058	75
	3002.090.1058	90
	3003.110.1058	110
	3003.125.1058	125

CONTA	Kod	Çap (mm)
Gasket	Code	Diameter(mm)
	5136.050.1000	50
	5136.063.1000	63
	5136.075.1000	75
	5136.090.1000	90
	5136.110.1000	110
	5136.125.1000	125
	5136.140.1000	140
	5136.160.1000	160
5136.200.1000	200	

ABOT	Kod	Çap (mm)
Hydrant	Code	Diameter(mm)
	3108.050.1000	50
	3108.063.1000	63
	3108.075.1000	75
	3108.090.1000	90
	3108.110.1000	110
Kod	Çap (mm)	
Code	Diameter(mm)	
Abot 4A	3108.075.4000	75
Abot 4B	3108.075.4001	75



ABOT ÜSTÜ REDÜKSİYON(MANŞON)
HYDRANT ADAPTER (BLACK REDUCER)

Kod
Code
4801.001.1000



PVC UZATMA BORUSU BEYAZ
PVC RISER (EXTENSION PIPE)

Kod	Uzunluk (cm)
Code	Lenght (cm)
3304.025.1000	32/25
3304.035.1000	32/35
3304.040.1000	32/40
3304.050.1000	32/50
3304.060.1000	32/60
3304.070.1000	32/70
3304.100.1000	32/100
3304.120.1000	32/120
3304.150.1000	32/150
3304.200.1000	32/200



PVC UZATMA BORUSU EKO
PVC RISER ECO (EXTENSION PIPE)

Kod	Uzunluk (cm)
Code	Lenght (cm)
5160.025.1000	32/25
5160.035.1000	32/35
5160.040.1000	32/40
5160.050.1000	32/50
5160.060.1000	32/60
5160.070.1000	32/70
5160.100.1000	32/100
5160.120.1000	32/120
5160.150.1000	32/150
5160.200.1000	32/200



KÜRESEL VANA
BALL VALVE

Kod
Code
3201.032.1000



MİNİ SPRİNG ADAPTÖRÜ
MINI SPRINK ADAPTER

Kod
Code
4602.017.1000



32x32 ERKEK-ERKEK KAVAL
BİRLEŞTİRME MAŞONU
RISER CONNECTING ADAPTER

Kod
Code
1207.005.1000





YENİ SPRINK 1063
NEW SPRINK 1063

Ürün Kodu	Koli (Adet)	Nozul Çapı (mm)	
Product Code	Box (pcs)	Nozzle Diameters	
5017.238.1382	75	Ø3,82	Elips (Ø2,38)
5017.338.1040	75	Ø4,0	Elips (Ø3,38)
5017.338.1045	75	Ø4,5	Elips (Ø3,38)
5017.423.1050	75	Ø5,0	Elips (Ø4,23)
5017.423.1055	75	Ø5,5	Elips (Ø4,23)

Ürün Kodu	Debi / 2,5 bar (H/lt)	Debi / 3,0 bar (H/lt)	Debi / 3,5 bar (H/lt)
Product Code			
5017.238.1382	1324	1449	1564
5017.338.1040	1376	1511	1626
5017.338.1045	1605	1762	1897
5017.423.1050	1887	2064	2231
5017.423.1055	2126	2325	2502

NOZUL NOZZLE

Cinsi	Kod	Çap (mm)
Type Of Product	Code	Diameter (mm)
1063	5027.000.1104	Ø2,38
1063	5027.000.1105	Ø3,38
1063	5027.000.1106	Ø3,82
1063	5027.000.1111	Ø4,0
1063	5027.000.1110	Ø4,23
1063	5027.000.1114	Ø5,0
1063	5027.000.1115	Ø5,5

Ürün Kodu	Koli (Adet)	Nozul Çapı (mm)	
Product Code	Box (pcs)	Nozzle Diameters	
5010.040.1050	50	Ø5,0	Ø4,0
5010.045.1050	50	Ø5,0	Ø4,5
5010.045.1060	50	Ø6,0	Ø4,5
5010.050.1060	50	Ø6,0	Ø5,0

Ürün Kodu	Debi / 2,5 bar (H/lt)	Debi / 3,0 bar (H/lt)	Debi / 3,5 bar (H/lt)
Product Code			
5010.040.1050	2158	2366	2554
5010.045.1050	2377	2606	2814
5010.045.1060	2943	3229	3506
5010.050.1060	3291	3603	3880

NOZUL NOZZLE

Cins	Kod	Çap(mm)
Type Of Product	Code	Diameter (mm)
1040	5020.000.1211	Ø4,0
1040	5020.000.1216	Ø4,5
1040	5020.000.1271	Ø5,0
1040	5020.000.1272	Ø6,0



SPRINK 1040
SPRINK 1040

MINI SPRINK

MINI SPRINK

Ürün Kodu	Koli (Adet)	Nozul Çapı (mm)	
Product Code	Box (pcs)	Nozzle Diameters	
5034.185.1028	200	Ø2,8	Elips (Ø1,85)
5034.185.1315	200	Ø3,15	Elips (Ø1,85)
5034.235.1315	200	Ø3,15	Elips (Ø2,35)

Ürün Kodu	Debi / 2,5 bar (H/lt)	Debi / 3,0 bar (H/lt)	Debi / 3,5 bar (H/lt)
Product Code			
5034.185.1028	740	802	898
5034.185.1315	855	938	1011
5034.235.1315	1188	1303	1397

NOZUL NOZZLE

Cins	Kod	Çap(mm)
Type Of Product	Code	Diameter (mm)
1042	5044.000.1105	Ø1,85
1042	5044.000.1107	Ø2,35
1042	5044.000.1109	Ø2,80
1042	5044.000.1110	Ø3,15



YENİ MINI SPRINK 1042
NEW MINI SPRINK 1042



PE - MANDALLI YAĞMURLAMA BORUSU EK PARÇALARI SPRINKLER GROUP SPARE PARTS

İSTAVROZ CROSS	Kod Code	Çap (mm) Diameter(mm)
	3119.050.1050	50/50
	3119.063.1050	63/50
	3119.063.1063	63/63
	3119.075.1063	75/63
	3119.075.1075	75/75
	3119.090.1075	90/75
	3119.090.1090	90/90
	3119.110.1050	110/50
	3119.110.1063	110/63
	3119.110.1075	110/75
	3119.110.1090	110/90
	3119.110.1110	110/110
	3119.125.1050	125/50
	3119.125.1063	125/63
	3119.125.1075	125/75
	3119.125.1090	125/90
	3119.125.1110	125/110
	3119.125.1125	125/125
	3119.140.1075	140/75
	3119.140.1090	140/90
	3119.140.1110	140/110
	3119.140.1125	140/125
	3119.140.1140	140/140
	3119.160.1075	160/75
	3119.160.1090	160/90
	3119.160.1110	160/110
	3119.160.1125	160/125
	3119.160.1140	160/140
	3119.160.1160	160/160



DİRSEK ELBOW	Kod Code	Çap (mm) Diameter(mm)
	3113.050.1000	50
	3113.063.1000	63
	3113.075.1000	75
	3113.090.1000	90
	3113.110.1000	110
	3113.125.1000	125
	3113.140.1000	140
	3113.160.1000	160



MANDALLI YAĞMURLAMA GRUBU


SPRINKLER GROUP WITH LATCH


TE	Kod	Çap (mm)
TEE	Code	Diameter(mm)
	3115.050.1050	50/50
	3115.063.1050	63/50
	3115.063.1063	63/63
	3115.075.1063	75/63
	3115.075.1075	75/75
	3115.090.1075	90/75
	3115.090.1090	90/90
	3115.110.1050	110/50
	3115.110.1063	110/63
	3115.110.1075	110/75
	3115.110.1090	110/90
	3115.110.1110	110/110
	3115.125.1050	125/50
	3115.125.1063	125/63
	3115.125.1075	125/75
	3115.125.1090	125/90
	3115.125.1110	125/110
	3115.125.1125	125/125
	3115.140.1075	140/75
	3115.140.1090	140/90
	3115.140.1110	140/110
	3115.140.1125	140/125
	3115.140.1140	140/140
	3115.160.1075	160/75
	3115.160.1090	160/90
	3115.160.1110	160/110
	3115.160.1125	160/125
	3115.160.1140	160/140
	3115.160.1160	160/160





REDÜKSİYON	Kod	Çap (mm)
REDUCTION	Code	Diameter(mm)
	3117.063.1050	63/50
	3117.075.1050	75/50
	3117.075.1063	75/63
	3117.090.1075	90/75
	3117.110.1075	110/75
	3117.110.1090	110/90
	3117.125.1075	125/75
	3117.125.1090	125/90
	3117.125.1110	125/110
	3117.140.1075	140/75
	3117.140.1090	140/90
	3117.140.1110	140/110
	3117.140.1125	140/125
	3117.160.1110	160/110
	3117.160.1125	160/125
	3117.160.1140	160/140



ES	Kod	Çap (mm)
S-CONNECTION	Code	Diameter(mm)
	3121.075.1000	75
	3121.090.1000	90
	3121.110.1000	110
	3121.125.1000	125
	3121.140.1000	140
	3121.160.1000	160


HAT VANASI	Kod	Çap (mm)
LINE VALVE	Code	Diameter(mm)
	5002.050.1000	50
	5002.063.1000	63
	5002.075.1000	75
	5002.090.1000	90
	5002.110.1000	110


DİŞİ MOTOPOMP ALÜMİNYUM	Kod	Çap (mm)
FEMALE PUMP CONNECTION (Aluminium)	Code	Diameter(mm)
	5133.050.1000	50
	5133.063.1000	63
	5133.075.1000	75
	5133.090.1000	90
	5133.110.1000	110
	5133.125.1000	125
	5133.140.1000	140
	5133.160.1000	160


ERKEK MOTOPOMP ALÜMİNYUM	Kod	Çap (mm)
MALE PUMP CONNECTION (Aluminium)	Code	Diameter(mm)
	5132.050.1000	50
	5132.063.1000	63
	5132.075.1000	75
	5132.090.1000	90
	5132.110.1000	110
	5132.125.1000	125
	5132.140.1000	140
	5132.160.1000	160


MANDALLI YAĞMURLAMA GRUBU


SPRINKLER GROUP WITH CLAMP


ERKEK MOTOPOMP DEMİR	Kod	Çap (mm)
MALE PUMP CONNECTION (Iron)	Code	Diameter(mm)
	5132.050.1010	50
	5132.063.1010	63
	5132.075.1010	75
	5132.090.1010	90
	5132.110.1010	110
	5132.125.1010	125
	5132.140.1010	140
	5132.160.1010	160


DİŞİ MOTOPOMP DEMİR	Kod	Çap (mm)
FEMALE PUMP CONNECTION (Iron)	Code	Diameter(mm)
	5133.050.1010	50
	5133.063.1010	63
	5133.075.1010	75
	5133.090.1010	90
	5133.110.1010	110
	5133.125.1010	125
	5133.140.1010	140
	5133.160.1010	160


ERKEK BAŞLIK	Kod	Çap (mm)
MALE HEAD	Code	Diameter(mm)
	3104.050.1000	50
	3104.063.1000	63
	3104.075.1000	75
	3104.090.1000	90
	3105.110.1000	110
	3105.125.1000	125
	3106.140.1000	140
	3106.160.1000	160


DİŞİ BAŞLIK	Kod	Çap (mm)
FEMALE HEAD	Code	Diameter(mm)
	3103.050.1000	50
	3103.063.1000	63
	3103.075.1000	75
	3103.090.1000	90
	3103.110.1000	110
	3103.125.1000	125
	3103.140.1000	140
	3103.160.1000	160

DİŐİ KÖRTAPA	Kod	Çap (mm)
FEMALE END CAP	Code	Diameter(mm)
	3110.075.1000	75
	3110.090.1000	90
	3110.110.1000	110

ERKEK KÖRTAPA	Kod	Çap (mm)
MALE END CAP	Code	Diameter(mm)
	3111.050.1000	50
	3111.063.1000	63
	3111.075.1000	75
	3111.090.1000	90
	3111.110.1000	110
	3111.125.1000	125
	3111.140.1000	140
	3111.160.1000	160

AKPLAS MANDAL	Kod	Çap (mm)
AKPLAS LATCH	Code	Diameter(mm)
	1201.001.1000	50 - 63
	1201.007.1000	75
	1201.002.1000	90 - 110
	1201.003.1000	125 - 140 - 160
	1201.053.1000	200

AKPLAS MANDAL PİMİ	Kod	Çap (mm)
AKPLAS LATCH PIN	Code	Diameter(mm)
	1206.004.1000	50-63
	1206.005.1000	75
	1206.009.1000	90
	1206.014.1000	110
	1206.015.1000	125
	1206.011.1000	140 - 160
	1208.008.1003	200

AKPLAS MANDAL YAYI	Kod	Çap (mm)
AKPLAS LATCH SPRING	Code	Diameter(mm)
	1205.004.1000	50-63
	1205.001.1000	75-90-110
	1205.002.1000	125-140-160
	1205.005.1000	200

SUYUN ENERJİSİ

THE ENERGY OF WATER

- Serim ve toplamada kolaylık
Easy unrolling and picking up
- Kurulum maliyetinden tasarruf
Saving installation cost
- Esnek damlatıcı yapısı ile yapışmada mükemmel uyum
Perfect sticking fit thanks to the flexible drippers



ENERJİ

Ø 16 - AK - FL ENERJİ / Ø 16 - AK - FL Energy

İç Çap/Inner Diameter: 16,2 mm	Çalışma Basıncı/Working Pressure: 0.8 bar
Dış Çap/Outer Diameter: 16,48 mm	Öngörülen Filtrasyon/Nominal Filtration: 130 Micron-125 mesh
Et Kalınlığı/Wall Thickness: 0,137 mm	

Aralık Spacing	Ürün Kodu Product Code	Debi / Flow Rate lt/h	Rulo Roll/mt
20-cm	311.1614.10020	1,0	2500
	311.1614.13020	1,3	
	311.1614.16020	1,6	
	311.1614.20020	2,0	
	311.1614.26020	2,6	
25-cm	311.1614.10025	1,0	2500
	311.1614.13025	1,3	
	311.1614.16025	1,6	
	311.1614.20025	2,0	
	311.1614.26025	2,6	
30-cm	311.1614.10030	1,0	2500
	311.1614.13030	1,3	
	311.1614.16030	1,6	
	311.1614.20030	2,0	
	311.1614.26030	2,6	
40-cm	311.1614.10040	1,0	2500
	311.1614.13040	1,3	
	311.1614.16040	1,6	
	311.1614.20040	2,0	
	311.1614.26040	2,6	

%15 DEBİ FARKLILIĞI İLE MAKSİMUM HAT ÇEKME MESAFELERİ - MAX. LINE INSTALLATION WITH %15 FLOW DIFFERENCE

EĞİM %	20 cm					30 cm					40 cm				
	Debi / Flow Rate (lt/h)					Debi / Flow Rate (lt/h)					Debi / Flow Rate (lt/h)				
	1,0	1,3	1,6	2,0	2,6	1,0	1,3	1,6	2,0	2,6	1,0	1,3	1,6	2,0	2,6
2	102	81	73	58	48	138	104	96	76	63	162	137	121	97	80
1	115	89	79	63	52	154	117	103	82	68	179	151	130	104	87
0	128	100	87	69	57	172	131	116	91	76	201	168	141	113	94
-1	140	111	96	76	63	186	143	129	103	86	217	185	178	142	118
-2	154	122	105	84	70	207	160	144	115	96	243	213	211	168	140

DRİP DEBİ/ DRIPPER PRESSURE (lt/h)	GİRİŞ BASINCI - BAR / INLET PRESSURE									
	0,5	0,6	0,7	0,8	0,9	1	1,1	1,2	1,4	
1,0	0,56	0,63	0,72	0,84	0,92	1,0	1,09	1,21	1,34	
1,3	0,72	0,81	0,94	1,06	1,18	1,3	1,42	1,54	1,69	
1,6	1,01	1,18	1,32	1,41	1,52	1,6	1,7	1,79	1,87	
2,0	1,32	1,47	1,62	1,72	1,85	2,0	2,07	2,15	2,38	
2,6	1,81	1,99	2,13	2,31	2,44	2,6	2,71	2,82	3,04	

YASSI DAMLA SULAMA GRUBU

FLAT DRIP IRRIGATION SYSTEM & SPARE PARTS

Ø 16 - AK - KD ENERJİ / Ø 16 - AK - KD Energy

İç Çap/Inner Diameter: 16,2 mm	Çalışma Basıncı/Working Pressure: 1 bar
Dış Çap/Outer Diameter: 16,54 mm	Öngörülen Filtrasyon/Nominal Filtration: 130 Micron-125 mesh
Et Kalınlığı/ Wall Thickness: 0,175 mm	

Aralık Spacing	Ürün Kodu Product Code	Debi / Flow Rate lt/h	Rulo Roll/mt
20-cm	311.1618.10020	1,0	2500
	311.1618.13020	1,3	
	311.1618.16020	1,6	
	311.1618.20020	2,0	
	311.1618.26020	2,6	
25-cm	311.1618.10025	1,0	2500
	311.1618.13025	1,3	
	311.1618.16025	1,6	
	311.1618.20025	2,0	
	311.1618.26025	2,6	
30-cm	311.1618.10030	1,0	2500
	311.1618.13030	1,3	
	311.1618.16030	1,6	
	311.1618.20030	2,0	
	311.1618.26030	2,6	
40-cm	311.1618.10040	1,0	2500
	311.1618.13040	1,3	
	311.1618.16040	1,6	
	311.1618.20040	2,0	
	311.1618.26040	2,6	

%15 DEBİ FARKLILIĞI İLE MAKSİMUM HAT ÇEKME MESAFELERİ - MAX. LINE INSTALLATION WITH %15 FLOW DIFFERENCE

EĞİM % SLOPE	20 cm					30 cm					40 cm				
	Debi / Flow Rate (lt/h)					Debi / Flow Rate (lt/h)					Debi / Flow Rate (lt/h)				
	1,0	1,3	1,6	2,0	2,6	1,0	1,3	1,6	2,0	2,6	1,0	1,3	1,6	2,0	2,6
2	105	84	76	61	51	141	107	99	79	66	165	140	124	99	83
1	118	92	82	66	55	157	120	106	85	71	182	154	133	107	90
0	131	103	90	72	60	175	134	119	94	79	204	171	144	116	97
-1	143	114	99	79	66	189	146	132	106	89	220	188	181	145	121
-2	157	125	108	87	73	210	163	147	118	99	246	216	214	171	143

DRİP DEBİ/ DRIPPER PRESSURE (lt/h)	GİRİŞ BASINCI - BAR / INLET PRESSURE									
	0,5	0,6	0,7	0,8	0,9	1	1,1	1,2	1,4	
1,0	0,56	0,63	0,72	0,84	0,92	1,0	1,09	1,21	1,34	
1,3	0,72	0,81	0,94	1,06	1,18	1,3	1,42	1,54	1,69	
1,6	1,01	1,18	1,32	1,41	1,52	1,6	1,7	1,79	1,87	
2,0	1,32	1,47	1,62	1,72	1,85	2,0	2,07	2,15	2,38	
2,6	1,81	1,99	2,13	2,31	2,44	2,6	2,71	2,82	3,04	

Ø 22 - AK - GZ ENERJİ / Ø 22 - AK - GZ Energy

İç Çap/Inner Diameter: 22,2 mm

Çalışma Basıncı/Working Pressure: 1,2 bar

Dış Çap/Outer Diameter: 22,75 mm

Öngörülen Filtrasyon/Nominal Filtration: 130 Micron-125 mesh

Et Kalınlığı/Wall Thickness : 0,275 mm

Aralık Spacing	Ürün Kodu Product Code	Debi / Flow Rate lt/h	Rulo Roll/mt
20-cm	311.2228.10020	1,0	1200
	311.2228.13020	1,3	
	311.2228.16020	1,6	
	311.2228.20020	2,0	
	311.2228.26020	2,6	
25-cm	311.2228.10025	1,0	1200
	311.2228.13025	1,3	
	311.2228.16025	1,6	
	311.2228.20025	2,0	
	311.2228.26025	2,6	
30-cm	311.2228.10030	1,0	1200
	311.2228.13030	1,3	
	311.2228.16030	1,6	
	311.2228.20030	2,0	
	311.2228.26030	2,6	
40-cm	311.2228.10040	1,0	1200
	311.2228.13040	1,3	
	311.2228.16040	1,6	
	311.2228.20040	2,0	
	311.2228.26040	2,6	

%15 DEBİ FARKLILIĞI İLE MAKSİMUM HAT ÇEKME MESAFELERİ - MAX. LINE INSTALLATION WITH %15 FLOW DIFFERENCE

EĞİM % SLOPE	20 cm					30 cm					40 cm				
	Debi / Flow Rate (lt/h)					Debi / Flow Rate (lt/h)					Debi / Flow Rate (lt/h)				
	1,0	1,3	1,6	2,0	2,6	1,0	1,3	1,6	2,0	2,6	1,0	1,3	1,6	2,0	2,6
2	163	123	108	91	77	205	163	142	118	97	264	195	172	143	114
1	199	152	140	113	96	257	197	176	145	118	316	244	215	180	140
0	248	187	168	136	114	321	243	213	178	146	401	305	263	216	172
-1	289	218	199	158	133	374	286	245	204	172	422	349	305	249	196
-2	325	258	217	174	147	424	336	270	224	186	462	413	334	275	216

DRİP DEBİ/ DRIPPER PRESSURE (lt/h)	GİRİŞ BASINCI - BAR / INLET PRESSURE									
	0,5	0,6	0,7	0,8	0,9	1	1,1	1,2	1,4	
1,0	0,56	0,63	0,72	0,84	0,92	1,0	1,09	1,21	1,34	
1,3	0,72	0,81	0,94	1,06	1,18	1,3	1,42	1,54	1,69	
1,6	1,01	1,18	1,32	1,41	1,52	1,6	1,7	1,79	1,87	
2,0	1,32	1,47	1,62	1,72	1,85	2,0	2,07	2,15	2,38	
2,6	1,81	1,99	2,13	2,31	2,44	2,6	2,71	2,82	3,04	

YASSI DAMLA SULAMA GRUBU

FLAT DRIP IRRIGATION SYSTEM & SPARE PARTS

Ø 16 ENERJİ 6 MİL - Ø 16 Energy 6 mil

İç Çap/Inner Diameter : 16,2 mm	Çalışma Basıncı/Working Pressure: 1 bar
Dış Çap/Outer Diameter: 16,5 mm	Öngörülen Filtrasyon/Nominal Filtration: 130 Micron-125 mesh
Et Kalınlığı/ Wall Thickness : 0,15 mm	

Aralık Spacing	Ürün Kodu Product Code	Debi / Flow Rate lt/h	Rulo Roll/mt
10-cm	311.1615.10010	1,0	2500
	311.1615.13010	1,3	
	311.1615.16010	1,6	
	311.1615.20010	2,0	
	311.1615.26010	2,6	
15-cm	311.1615.10015	1,0	2500
	311.1615.13015	1,3	
	311.1615.16015	1,6	
	311.1615.20015	2,0	
	311.1615.26015	2,6	
20-cm	311.1615.10020	1,0	2500
	311.1615.13020	1,3	
	311.1615.16020	1,6	
	311.1615.20020	2,0	
	311.1615.26020	2,6	
25-cm	311.1615.10025	1,0	2500
	311.1615.13025	1,3	
	311.1615.16025	1,6	
	311.1615.20025	2,0	
	311.1615.26025	2,6	
30-cm	311.1615.10030	1,0	2500
	311.1615.13030	1,3	
	311.1615.16030	1,6	
	311.1615.20030	2,0	
	311.1615.26030	2,6	
40-cm	311.1615.10040	1,0	2500
	311.1615.13040	1,3	
	311.1615.16040	1,6	
	311.1615.20040	2,0	
	311.1615.26040	2,6	
50-cm	311.1615.10050	1,0	2500
	311.1615.13050	1,3	
	311.1615.16050	1,6	
	311.1615.20050	2,0	
	311.1615.26050	2,6	

%15 DEBİ FARKLILIĞI İLE MAKSİMUM HAT ÇEKME MESAFELERİ - MAX. LINE INSTALLATION WITH %15 FLOW DIFFERENCE

EĞİM % SLOPE	20 cm					30 cm					40 cm				
	Debi / Flow Rate (lt/h)					Debi / Flow Rate (lt/h)					Debi / Flow Rate (lt/h)				
	1,0	1,3	1,6	2,0	2,6	1,0	1,3	1,6	2,0	2,6	1,0	1,3	1,6	2,0	2,6
2	104	83	75	60	50	140	106	98	78	65	164	139	123	99	82
1	117	91	81	65	54	156	119	105	84	70	181	153	132	106	89
0	130	102	89	71	59	174	133	118	93	78	203	170	143	115	96
-1	142	113	98	78	65	188	145	131	105	88	219	187	180	144	120
-2	156	124	107	86	72	209	162	146	117	98	245	215	213	170	142

DRİP DEBİ/ DRIPPER PRESSURE (lt/h)	GİRİŞ BASINCI - BAR / INLET PRESSURE									
	0,5	0,6	0,7	0,8	0,9	1	1,1	1,2	1,4	
1,0	0,56	0,63	0,72	0,84	0,92	1,0	1,09	1,21	1,34	
1,3	0,72	0,81	0,94	1,06	1,18	1,3	1,42	1,54	1,69	
1,6	1,01	1,18	1,32	1,41	1,52	1,6	1,7	1,79	1,87	
2,0	1,32	1,47	1,62	1,72	1,85	2,0	2,07	2,15	2,38	
2,6	1,81	1,99	2,13	2,31	2,44	2,6	2,71	2,82	3,04	

Ø 16 ENERJİ 8 MİL - Ø 16 Energy 8 mil

İç Çap/Inner Diameter: 16,2 mm	Çalışma Basıncı/Working Pressure: 1,2 bar
Dış Çap/Outer Diameter: 16,6 mm	Öngörülen Filtrasyon/Nominal Filtration: 130 Micron-125 mesh
Et Kalınlığı/Wall Thickness: 0,20 mm	

Aralık Spacing	Ürün Kodu Product Code	Debi / Flow Rate lt/h	Rulo Roll/mt
10-cm	311.1620.10010	1,0	2500
	311.1620.13010	1,3	
	311.1620.16010	1,6	
	311.1620.20010	2,0	
	311.1620.26010	2,6	
15-cm	311.1620.10015	1,0	2500
	311.1620.13015	1,3	
	311.1620.16015	1,6	
	311.1620.20015	2,0	
	311.1620.26015	2,6	
20-cm	311.1620.10020	1,0	2500
	311.1620.13020	1,3	
	311.1620.16020	1,6	
	311.1620.20020	2,0	
	311.1620.26020	2,6	
25-cm	311.1620.10025	1,0	2500
	311.1620.13025	1,3	
	311.1620.16025	1,6	
	311.1620.20025	2,0	
	311.1620.26025	2,6	
30-cm	311.1620.10030	1,0	2500
	311.1620.13030	1,3	
	311.1620.16030	1,6	
	311.1620.20030	2,0	
	311.1620.26030	2,6	
40-cm	311.1620.10040	1,0	2500
	311.1620.13040	1,3	
	311.1620.16040	1,6	
	311.1620.20040	2,0	
	311.1620.26040	2,6	
50-cm	311.1620.10050	1,0	2500
	311.1620.13050	1,3	
	311.1620.16050	1,6	
	311.1620.20050	2,0	
	311.1620.26050	2,6	

%15 DEBİ FARKLILIĞI İLE MAKSİMUM HAT ÇEKME MESAFELERİ - MAX. LINE INSTALLATION WITH %15 FLOW DIFFERENCE

EĞİM % SLOPE	20 cm					30 cm					40 cm				
	Debi / Flow Rate (lt/h)					Debi / Flow Rate (lt/h)					Debi / Flow Rate (lt/h)				
	1,0	1,3	1,6	2,0	2,6	1,0	1,3	1,6	2,0	2,6	1,0	1,3	1,6	2,0	2,6
2	106	85	77	62	52	142	108	100	80	67	166	141	125	100	84
1	119	93	83	67	56	158	121	107	86	72	183	155	134	108	91
0	132	104	91	73	61	176	135	120	95	80	205	172	145	117	98
-1	144	115	100	80	67	190	147	133	107	90	221	189	182	146	122
-2	158	126	109	88	74	211	164	148	119	100	247	217	215	172	144

DRİP DEBİ/ DRIPPER PRESSURE (lt/h)	GİRİŞ BASINCI - BAR / INLET PRESSURE									
	0,5	0,6	0,7	0,8	0,9	1	1,1	1,2	1,4	
1,0	0,56	0,63	0,72	0,84	0,92	1,0	1,09	1,21	1,34	
1,3	0,72	0,81	0,94	1,06	1,18	1,3	1,42	1,54	1,69	
1,6	1,01	1,18	1,32	1,41	1,52	1,6	1,7	1,79	1,87	
2,0	1,32	1,47	1,62	1,72	1,85	2,0	2,07	2,15	2,38	
2,6	1,81	1,99	2,13	2,31	2,44	2,6	2,71	2,82	3,04	

YASSI DAMLA SULAMA GRUBU

FLAT DRIP IRRIGATION SYSTEM & SPARE PARTS

Ø 16 ENERJİ 10 MİL - Ø 16 Energy 10 mil

İç Çap/Inner Diameter: 16,2 mm	Çalışma Basıncı/Working Pressure: 1,4 bar
Dış Çap/Outer Diameter: 16,7 mm	Öngörülen Filtrasyon/Nominal Filtration: 130 Micron-125 mesh
Et Kalınlığı/Wall Thickness: 0,25 mm	

Aralık Spacing	Ürün Kodu Product Code	Debi / Flow Rate lt/h	Rulo Roll/mt
10-cm	311.1625.10010	1,0	1200
	311.1625.13010	1,3	
	311.1625.16010	1,6	
	311.1625.20010	2,0	
	311.1625.26010	2,6	
15-cm	311.1625.10015	1,0	1300
	311.1625.13015	1,3	
	311.1625.16015	1,6	
	311.1625.20015	2,0	
	311.1625.26015	2,6	
20-cm	311.1625.10020	1,0	1800
	311.1625.13020	1,3	
	311.1625.16020	1,6	
	311.1625.20020	2,0	
	311.1625.26020	2,6	
25-cm	311.1625.10025	1,0	1800
	311.1625.13025	1,3	
	311.1625.16025	1,6	
	311.1625.20025	2,0	
	311.1625.26025	2,6	
30-cm	311.1625.10030	1,0	1800
	311.1625.13030	1,3	
	311.1625.16030	1,6	
	311.1625.20030	2,0	
	311.1625.26030	2,6	
40-cm	311.1625.10040	1,0	1800
	311.1625.13040	1,3	
	311.1625.16040	1,6	
	311.1625.20040	2,0	
	311.1625.26040	2,6	
50-cm	311.1625.10050	1,0	1800
	311.1625.13050	1,3	
	311.1625.16050	1,6	
	311.1625.20050	2,0	
	311.1625.26050	2,6	

%15 DEBİ FARKLILIĞI İLE MAKSİMUM HAT ÇEKME MESAFELERİ - MAX. LINE INSTALLATION WITH %15 FLOW DIFFERENCE

EĞİM % SLOPE	20 cm					30 cm					40 cm				
	Debi / Flow Rate (lt/h)					Debi / Flow Rate (lt/h)					Debi / Flow Rate (lt/h)				
	1,0	1,3	1,6	2,0	2,6	1,0	1,3	1,6	2,0	2,6	1,0	1,3	1,6	2,0	2,6
2	109	88	79	64	53	145	111	101	82	69	169	144	128	104	87
1	122	96	85	69	58	161	124	109	89	75	186	158	137	112	95
0	135	107	92	74	62	179	138	122	98	81	208	175	150	120	100
-1	147	118	103	81	69	193	149	135	111	94	224	192	186	153	129
-2	161	129	112	90	75	214	167	150	125	105	250	229	219	179	153

DRİP DEBİ/ DRIPPER PRESSURE (lt/h)	GİRİŞ BASINCI - BAR / INLET PRESSURE									
	0,5	0,6	0,7	0,8	0,9	1	1,1	1,2	1,4	
1,0	0,56	0,63	0,72	0,84	0,92	1,0	1,09	1,21	1,34	
1,3	0,72	0,81	0,94	1,06	1,18	1,3	1,42	1,54	1,69	
1,6	1,01	1,18	1,32	1,41	1,52	1,6	1,7	1,79	1,87	
2,0	1,32	1,47	1,62	1,72	1,85	2,0	2,07	2,15	2,38	
2,6	1,81	1,99	2,13	2,31	2,44	2,6	2,71	2,82	3,04	

Ø 16 ENERJİ 12 MİL - Ø 16 Energy 12 mil

İç Çap/Inner Diameter: 16,2 mm

Çalışma Basıncı/Working Pressure: 1,6 bar

Dış Çap/Outer Diameter: 16,8 mm

Öngörülen Filtrasyon/Nominal Filtration: 130 Micron-125 mesh

Et Kalınlığı/Wall Thickness: 0,30 mm

Aralık Spacing	Ürün Kodu Product Code	Debi / Flow Rate lt/h	Rulo Roll/mt
10-cm	311.1630.10010	1,0	1200
	311.1630.13010	1,3	
	311.1630.16010	1,6	
	311.1630.20010	2,0	
	311.1630.26010	2,6	
15-cm	311.1630.10015	1,0	1300
	311.1630.13015	1,3	
	311.1630.16015	1,6	
	311.1630.20015	2,0	
	311.1630.26015	2,6	
20-cm	311.1630.10020	1,0	1500
	311.1630.13020	1,3	
	311.1630.16020	1,6	
	311.1630.20020	2,0	
	311.1630.26020	2,6	
25-cm	311.1630.10025	1,0	1500
	311.1630.13025	1,3	
	311.1630.16025	1,6	
	311.1630.20025	2,0	
	311.1630.26025	2,6	
30-cm	311.1630.10030	1,0	1500
	311.1630.13030	1,3	
	311.1630.16030	1,6	
	311.1630.20030	2,0	
	311.1630.26030	2,6	
40-cm	311.1630.10040	1,0	1600
	311.1630.13040	1,3	
	311.1630.16040	1,6	
	311.1630.20040	2,0	
	311.1630.26040	2,6	
50-cm	311.1630.10050	1,0	1600
	311.1630.13050	1,3	
	311.1630.16050	1,6	
	311.1630.20050	2,0	
	311.1630.26050	2,6	

%15 DEBİ FARKLIĞI İLE MAKSİMUM HAT ÇEKME MESAFELERİ - MAX. LINE INSTALLATION WITH %15 FLOW DIFFERENCE

EĞİM % SLOPE	20 cm					30 cm					40 cm				
	Debi / Flow Rate (lt/h)					Debi / Flow Rate (lt/h)					Debi / Flow Rate (lt/h)				
	1,0	1,3	1,6	2,0	2,6	1,0	1,3	1,6	2,0	2,6	1,0	1,3	1,6	2,0	2,6
2	113	92	82	67	55	149	115	104	86	73	173	148	135	108	89
1	128	100	89	71	60	165	128	114	94	78	190	162	143	117	99
0	139	111	94	75	63	183	142	126	101	84	212	179	155	124	104
-1	151	122	107	84	74	197	154	141	117	101	228	196	194	159	138
-2	165	133	116	95	81	218	171	159	131	111	254	234	225	186	162

DRİP DEBİ/ DRIPPER PRESSURE (lt/h)	GİRİŞ BASINCI - BAR / INLET PRESSURE									
	0,5	0,6	0,7	0,8	0,9	1,0	1,1	1,2	1,4	
1,0	0,56	0,63	0,72	0,84	0,92	1,0	1,09	1,21	1,34	
1,3	0,72	0,81	0,94	1,06	1,18	1,3	1,42	1,54	1,69	
1,6	1,01	1,18	1,32	1,41	1,52	1,6	1,7	1,79	1,87	
2,0	1,32	1,47	1,62	1,72	1,85	2,0	2,07	2,15	2,38	
2,6	1,81	1,99	2,13	2,31	2,44	2,6	2,71	2,82	3,04	

YASSI DAMLA SULAMA GRUBU

FLAT DRIP IRRIGATION SYSTEM & SPARE PARTS

Ø 16 ENERJİ 15 MİL - Ø 16 Enerau 15 mil

İç Çap/Inner Diameter: 16,2 mm

Çalışma Basıncı/Working Pressure: 1,8 bar

Dış Çap/Outer Diameter: 16,95 mm

Öngörülen Filtrasyon/Nominal Filtration: 130 Micron-125 mesh

Et Kalınlığı/Wall Thickness: 0,375 mm

Aralık Spacing	Ürün Kodu Product Code	Debi / Flow Rate lt/h	Rulo Roll/mt
10-cm	311.1638.10010	1,0	1100
	311.1638.13010	1,3	
	311.1638.16010	1,6	
	311.1638.20010	2,0	
	311.1638.26010	2,6	
15-cm	311.1638.10015	1,0	1100
	311.1638.13015	1,3	
	311.1638.16015	1,6	
	311.1638.20015	2,0	
	311.1638.26015	2,6	
20-cm	311.1638.10020	1,0	1300
	311.1638.13020	1,3	
	311.1638.16020	1,6	
	311.1638.20020	2,0	
	311.1638.26020	2,6	
25-cm	311.1638.10025	1,0	1300
	311.1638.13025	1,3	
	311.1638.16025	1,6	
	311.1638.20025	2,0	
	311.1638.26025	2,6	
30-cm	311.1638.10030	1,0	1300
	311.1638.13030	1,3	
	311.1638.16030	1,6	
	311.1638.20030	2,0	
	311.1638.26030	2,6	
40-cm	311.1638.10040	1,0	1300
	311.1638.13040	1,3	
	311.1638.16040	1,6	
	311.1638.20040	2,0	
	311.1638.26040	2,6	
50-cm	311.1638.10050	1,0	1300
	311.1638.13050	1,3	
	311.1638.16050	1,6	
	311.1638.20050	2,0	
	311.1638.26050	2,6	

%15 DEBİ FARKLILIĞI İLE MAKSİMUM HAT ÇEKME MESAFELERİ - MAX. LINE INSTALLATION WITH %15 FLOW DIFFERENCE

EĞİM % SLOPE	20 cm					30 cm					40 cm				
	Debi / Flow Rate (lt/h)					Debi / Flow Rate (lt/h)					Debi / Flow Rate (lt/h)				
	1,0	1,3	1,6	2,0	2,6	1,0	1,3	1,6	2,0	2,6	1,0	1,3	1,6	2,0	2,6
2	117	96	85	69	57	153	119	109	89	76	177	152	139	116	92
1	130	104	93	73	62	169	132	118	98	79	194	166	148	121	101
0	143	115	97	78	65	187	146	130	104	87	216	183	160	128	107
-1	155	126	112	89	79	201	158	149	126	112	232	215	205	167	149
-2	169	137	121	101	87	222	175	167	139	121	278	259	237	196	181

DRİP DEBİ/ DRIPPER PRESSURE (lt/h)	GİRİŞ BASINCI - BAR / INLET PRESSURE									
	0,5	0,6	0,7	0,8	0,9	1	1,1	1,2	1,4	
1,0	0,56	0,63	0,72	0,84	0,92	1,0	1,09	1,21	1,34	
1,3	0,72	0,81	0,94	1,06	1,18	1,3	1,42	1,54	1,69	
1,6	1,01	1,18	1,32	1,41	1,52	1,6	1,7	1,79	1,87	
2,0	1,32	1,47	1,62	1,72	1,85	2,0	2,07	2,15	2,38	
2,6	1,81	1,99	2,13	2,31	2,44	2,6	2,71	2,82	3,04	

Ø 22 ENERJİ 8 MİL - Ø 22 Energy 8 mil

İç Çap/Inner Diameter: 22,2 mm

Çalışma Basıncı/Working Pressure: 1 bar

Dış Çap/Outer Diameter: 22,6 mm

Öngörülen Filtrasyon/Nominal Filtration: 130 Micron-125 mesh

Et Kalınlığı/Wall Thickness: 0,20 mm

Aralık Spacing	Ürün Kodu Product Code	Debi / Flow Rate lt/h	Rulo Roll/mt
10-cm	311.2220.10010	1,0	1400
	311.2220.13010	1,3	
	311.2220.16010	1,6	
	311.2220.20010	2,0	
	311.2220.26010	2,6	
15-cm	311.2220.10015	1,0	1500
	311.2220.13015	1,3	
	311.2220.16015	1,6	
	311.2220.20015	2,0	
	311.2220.26015	2,6	
20-cm	311.2220.10020	1,0	1800
	311.2220.13020	1,3	
	311.2220.16020	1,6	
	311.2220.20020	2,0	
	311.2220.26020	2,6	
25-cm	311.2220.10025	1,0	1800
	311.2220.13025	1,3	
	311.2220.16025	1,6	
	311.2220.20025	2,0	
	311.2220.26025	2,6	
30-cm	311.2220.10030	1,0	1800
	311.2220.13030	1,3	
	311.2220.16030	1,6	
	311.2220.20030	2,0	
	311.2220.26030	2,6	
40-cm	311.2220.10040	1,0	1800
	311.2220.13040	1,3	
	311.2220.16040	1,6	
	311.2220.20040	2,0	
	311.2220.26040	2,6	
50-cm	311.2220.10050	1,0	1800
	311.2220.13050	1,3	
	311.2220.16050	1,6	
	311.2220.20050	2,0	
	311.2220.26050	2,6	

%15 DEBİ FARKLILIĞI İLE MAKSİMUM HAT ÇEKME MESAFELERİ - MAX. LINE INSTALLATION WITH %15 FLOW DIFFERENCE

EĞİM % SLOPE	20 cm					30 cm					40 cm				
	Debi / Flow Rate (lt/h)					Debi / Flow Rate (lt/h)					Debi / Flow Rate (lt/h)				
	1,0	1,3	1,6	2,0	2,6	1,0	1,3	1,6	2,0	2,6	1,0	1,3	1,6	2,0	2,6
2	159	119	103	87	73	201	159	139	114	94	260	191	169	140	110
1	195	148	133	108	90	253	193	170	140	115	312	240	211	172	135
0	244	183	165	134	112	317	239	211	174	143	397	301	261	212	167
-1	285	214	195	154	128	370	282	242	201	165	418	345	299	243	192
-2	321	254	212	169	142	420	332	267	220	181	458	409	329	268	212

DRİP DEBİ/ DRIPPER PRESSURE (lt/h)	GİRİŞ BASINCI - BAR / INLET PRESSURE									
	0,5	0,6	0,7	0,8	0,9	1	1,1	1,2	1,4	
1,0	0,56	0,63	0,72	0,84	0,92	1,0	1,09	1,21	1,34	
1,3	0,72	0,81	0,94	1,06	1,18	1,3	1,42	1,54	1,69	
1,6	1,01	1,18	1,32	1,41	1,52	1,6	1,7	1,79	1,87	
2,0	1,32	1,47	1,62	1,72	1,85	2,0	2,07	2,15	2,38	
2,6	1,81	1,99	2,13	2,31	2,44	2,6	2,71	2,82	3,04	

YASSI DAMLA SULAMA GRUBU

FLAT DRIP IRRIGATION SYSTEM & SPARE PARTS

Ø 22 ENERJİ 10 MİL - Ø 22 Energy 10 mil

İç Çap/Inner Diameter: 22,2 mm	Çalışma Basıncı/Working Pressure: 1,1 bar
Dış Çap/Outer Diameter: 22,7 mm	Öngörülen Filtrasyon/Nominal Filtration: 130 Micron-125 mesh
Et Kalınlığı/Wall Thickness: 0,25 mm	

Aralık Spacing	Ürün Kodu Product Code	Debi / Flow Rate lt/h	Rulo Roll/mt
10-cm	311.2225.10010	1,0	1100
	311.2225.13010	1,3	
	311.2225.16010	1,6	
	311.2225.20010	2,0	
	311.2225.26010	2,6	
15-cm	311.2225.10015	1,0	1200
	311.2225.13015	1,3	
	311.2225.16015	1,6	
	311.2225.20015	2,0	
	311.2225.26015	2,6	
20-cm	311.2225.10020	1,0	1300
	311.2225.13020	1,3	
	311.2225.16020	1,6	
	311.2225.20020	2,0	
	311.2225.26020	2,6	
25-cm	311.2225.10025	1,0	1300
	311.2225.13025	1,3	
	311.2225.16025	1,6	
	311.2225.20025	2,0	
	311.2225.26025	2,6	
30-cm	311.2225.10030	1,0	1500
	311.2225.13030	1,3	
	311.2225.16030	1,6	
	311.2225.20030	2,0	
	311.2225.26030	2,6	
40-cm	311.2225.10040	1,0	1500
	311.2225.13040	1,3	
	311.2225.16040	1,6	
	311.2225.20040	2,0	
	311.2225.26040	2,6	
50-cm	311.2225.10050	1,0	1500
	311.2225.13050	1,3	
	311.2225.16050	1,6	
	311.2225.20050	2,0	
	311.2225.26050	2,6	

%15 DEBİ FARKLILIĞI İLE MAKSİMUM HAT ÇEKME MESAFELERİ - MAX. LINE INSTALLATION WITH %15 FLOW DIFFERENCE

EĞİM %	20 cm					30 cm					40 cm				
	Debi / Flow Rate (lt/h)					Debi / Flow Rate (lt/h)					Debi / Flow Rate (lt/h)				
SLOPE	1,0	1,3	1,6	2,0	2,6	1,0	1,3	1,6	2,0	2,6	1,0	1,3	1,6	2,0	2,6
2	161	121	108	90	76	203	161	141	117	96	262	193	171	142	113
1	197	150	139	112	95	255	195	175	143	117	314	242	214	178	139
0	246	185	167	135	113	319	241	213	176	145	399	303	263	215	171
-1	287	216	197	156	130	372	284	244	203	169	420	347	303	248	194
-2	323	256	215	172	144	422	334	269	223	184	460	411	332	274	215

DRİP DEBİ/ DRIPPER PRESSURE (lt/h)	GİRİŞ BASINCI - BAR / INLET PRESSURE									
	0,5	0,6	0,7	0,8	0,9	1,0	1,1	1,2	1,4	
1,0	0,56	0,63	0,72	0,84	0,92	1,0	1,09	1,21	1,34	
1,3	0,72	0,81	0,94	1,06	1,18	1,3	1,42	1,54	1,69	
1,6	1,01	1,18	1,32	1,41	1,52	1,6	1,7	1,79	1,87	
2,0	1,32	1,47	1,62	1,72	1,85	2,0	2,07	2,15	2,38	
2,6	1,81	1,99	2,13	2,31	2,44	2,6	2,71	2,82	3,04	

Ø 22 ENERJİ 13 MİL - Ø 22 Energy 13 mil

İç Çap/Inner Diameter: 22,2 mm

Çalışma Basıncı/Working Pressure: 1,5 bar

Dış Çap/Outer Diameter: 22,85 mm

Öngörülen Filtrasyon: 130 Micron-125 mesh

Et Kalınlığı/Wall Thickness: 0,325 mm

Aralık Spacing	Ürün Kodu Product Code	Debi / Flow Rate lt/h	Rulo Roll/mt
10-cm	311.2233.10010	1,0	1000
	311.2233.13010	1,3	
	311.2233.16010	1,6	
	311.2233.20010	2,0	
	311.2233.26010	2,6	
15-cm	311.2233.10015	1,0	1000
	311.2233.13015	1,3	
	311.2233.16015	1,6	
	311.2233.20015	2,0	
	311.2233.26015	2,6	
20-cm	311.2233.10020	1,0	1100
	311.2233.13020	1,3	
	311.2233.16020	1,6	
	311.2233.20020	2,0	
	311.2233.26020	2,6	
25-cm	311.2233.10025	1,0	1100
	311.2233.13025	1,3	
	311.2233.16025	1,6	
	311.2233.20025	2,0	
	311.2233.26025	2,6	
30-cm	311.2233.10030	1,0	1200
	311.2233.13030	1,3	
	311.2233.16030	1,6	
	311.2233.20030	2,0	
	311.2233.26030	2,6	
40-cm	311.2233.10040	1,0	1200
	311.2233.13040	1,3	
	311.2233.16040	1,6	
	311.2233.20040	2,0	
	311.2233.26040	2,6	
50-cm	311.2233.10050	1,0	1200
	311.2233.13050	1,3	
	311.2233.16050	1,6	
	311.2233.20050	2,0	
	311.2233.26050	2,6	

%15 DEBİ FARKLILIĞI İLE MAKSİMUM HAT ÇEKME MESAFELERİ - MAX. LINE INSTALLATION WITH %15 FLOW DIFFERENCE

EĞİM % SLOPE	20 cm					30 cm					40 cm				
	Debi / Flow Rate (lt/h)					Debi / Flow Rate (lt/h)					Debi / Flow Rate (lt/h)				
	1,0	1,3	1,6	2,0	2,6	1,0	1,3	1,6	2,0	2,6	1,0	1,3	1,6	2,0	2,6
2	164	124	109	92	78	206	164	143	119	98	265	196	173	144	115
1	200	153	141	114	97	258	198	177	146	119	317	245	216	181	141
0	249	188	169	137	115	322	244	214	179	147	402	306	264	217	173
-1	290	219	200	159	134	375	287	246	205	173	423	350	306	250	197
-2	326	259	218	175	148	425	337	271	225	187	463	414	335	276	217

DRİP DEBİ/ DRIPPER PRESSURE (lt/h)	GİRİŞ BASINCI - BAR / INLET PRESSURE									
	0,5	0,6	0,7	0,8	0,9	1,0	1,1	1,2	1,4	
1,0	0,56	0,63	0,72	0,84	0,92	1,0	1,09	1,21	1,34	
1,3	0,72	0,81	0,94	1,06	1,18	1,3	1,42	1,54	1,69	
1,6	1,01	1,18	1,32	1,41	1,52	1,6	1,7	1,79	1,87	
2,0	1,32	1,47	1,62	1,72	1,85	2,0	2,07	2,15	2,38	
2,6	1,81	1,99	2,13	2,31	2,44	2,6	2,71	2,82	3,04	

YASSI DAMLA SULAMA GRUBU

FLAT DRIP IRRIGATION SYSTEM & SPARE PARTS

Ø 22 ENERJİ 15 MİL - Ø 22 Energy 15 mil

İç Çap / Inner Diameter: 22,2 mm	Çalışma Basıncı / Working Pressure: 1,6 bar
Dış Çap / Outer Diameter: 22,95 mm	Öngörülen Filtrasyon / Nominal Filtration: 130 Micron-125 mesh
Et Kalınlığı / Wall Thickness: 0,375 mm	

Aralık	Ürün Kodu	Debi / Flow Rate	Rulo
Spacing	Product Code	lt/h	Roll/mt
10-cm	311.2238.10010	1,0	800
	311.2238.13010	1,3	
	311.2238.16010	1,6	
	311.2238.20010	2,0	
	311.2238.26010	2,6	
15-cm	311.2238.10015	1,0	800
	311.2238.13015	1,3	
	311.2238.16015	1,6	
	311.2238.20015	2,0	
	311.2238.26015	2,6	
20-cm	311.2238.10020	1,0	900
	311.2238.13020	1,3	
	311.2238.16020	1,6	
	311.2238.20020	2,0	
	311.2238.26020	2,6	
25-cm	311.2238.10025	1,0	900
	311.2238.13025	1,3	
	311.2238.16025	1,6	
	311.2238.20025	2,0	
	311.2238.26025	2,6	
30-cm	311.2238.10030	1,0	900
	311.2238.13030	1,3	
	311.2238.16030	1,6	
	311.2238.20030	2,0	
	311.2238.26030	2,6	
40-cm	311.2238.10040	1,0	1000
	311.2238.13040	1,3	
	311.2238.16040	1,6	
	311.2238.20040	2,0	
	311.2238.26040	2,6	
50-cm	311.2238.10050	1,0	1200
	311.2238.13050	1,3	
	311.2238.16050	1,6	
	311.2238.20050	2,0	
	311.2238.26050	2,6	

%15 DEBİ FARKLILIĞI İLE MAKSİMUM HAT ÇEKME MESAFELERİ - MAX. LINE INSTALLATION WITH %15 FLOW DIFFERENCE

EĞİM %	20 cm					30 cm					40 cm				
	Debi / Flow Rate (lt/h)					Debi / Flow Rate (lt/h)					Debi / Flow Rate (lt/h)				
SLOPE	1,0	1,3	1,6	2,0	2,6	1,0	1,3	1,6	2,0	2,6	1,0	1,3	1,6	2,0	2,6
2	166	126	111	95	80	208	166	147	124	101	267	198	179	148	119
1	202	155	146	119	100	260	200	182	149	123	319	247	223	184	147
0	251	190	175	140	117	324	246	223	184	153	404	308	271	220	184
-1	292	221	204	164	137	377	289	254	209	179	425	352	312	255	202
-2	328	261	223	179	152	427	339	277	232	193	465	416	342	280	223

DRİP DEBİ / DRIPPER PRESSURE (lt/h)	GİRİŞ BASINCI - BAR / INLET PRESSURE									
	0,5	0,6	0,7	0,8	0,9	1,0	1,1	1,2	1,4	
1,0	0,56	0,63	0,72	0,84	0,92	1,0	1,09	1,21	1,34	
1,3	0,72	0,81	0,94	1,06	1,18	1,3	1,42	1,54	1,69	
1,6	1,01	1,18	1,32	1,41	1,52	1,6	1,7	1,79	1,87	
2,0	1,32	1,47	1,62	1,72	1,85	2,0	2,07	2,15	2,38	
2,6	1,81	1,99	2,13	2,31	2,44	2,6	2,71	2,82	3,04	

Ø 22 ENERJİ 18 MİL - Ø 22 Energy 18 mil

İç Çap/Inner Diameter : 22,2 mm

Çalışma Basıncı/Working Pressure: 1,8 bar

Dış Çap/Outer Diameter: 23,1 mm

Öngörülen Filtrasyon/Nominal Filtration: 130 Micron-125 mesh

Et Kalınlığı / Wall Thickness: 0,45 mm

Aralık Spacing	Ürün Kodu Product Code	Debi / Flow Rate lt/h	Rulo Roll/mt
10-cm	311.2245.10010	1,0	800
	311.2245.13010	1,3	
	311.2245.16010	1,6	
	311.2245.20010	2,0	
	311.2245.26010	2,6	
15-cm	311.2245.10015	1,0	800
	311.2245.13015	1,3	
	311.2245.16015	1,6	
	311.2245.20015	2,0	
	311.2245.26015	2,6	
20-cm	311.2245.10020	1,0	900
	311.2245.13020	1,3	
	311.2245.16020	1,6	
	311.2245.20020	2,0	
	311.2245.26020	2,6	
25-cm	311.2245.10025	1,0	900
	311.2245.13025	1,3	
	311.2245.16025	1,6	
	311.2245.20025	2,0	
	311.2245.26025	2,6	
30-cm	311.2245.10030	1,0	900
	311.2245.13030	1,3	
	311.2245.16030	1,6	
	311.2245.20030	2,0	
	311.2245.26030	2,6	
40-cm	311.2245.10040	1,0	1000
	311.2245.13040	1,3	
	311.2245.16040	1,6	
	311.2245.20040	2,0	
	311.2245.26040	2,6	
50-cm	311.2245.10050	1,0	1100
	311.2245.13050	1,3	
	311.2245.16050	1,6	
	311.2245.20050	2,0	
	311.2245.26050	2,6	

%15 DEBİ FARKLIĞI İLE MAKSİMUM HAT ÇEKME MESAFELERİ - MAX. LINE INSTALLATION WITH %15 FLOW DIFFERENCE

EĞİM % SLOPE	20 cm					30 cm					40 cm				
	Debi / Flow Rate (lt/h)					Debi / Flow Rate (lt/h)					Debi / Flow Rate (lt/h)				
	1,0	1,3	1,6	2,0	2,6	1,0	1,3	1,6	2,0	2,6	1,0	1,3	1,6	2,0	2,6
2	169	129	116	101	84	211	169	154	129	104	270	201	185	156	124
1	205	158	151	124	103	263	203	189	153	126	322	250	229	192	153
0	254	193	181	145	121	327	249	234	187	156	407	311	285	230	191
-1	295	224	209	169	141	380	292	261	213	182	428	355	319	264	209
-2	331	264	229	184	156	430	342	284	239	197	468	419	351	288	229

DRİP DEBİ/ DRIPPER PRESSURE (lt/h)	GİRİŞ BASINCI - BAR / INLET PRESSURE									
	0,5	0,6	0,7	0,8	0,9	1,0	1,1	1,2	1,4	
1,0	0,56	0,63	0,72	0,84	0,92	1,0	1,09	1,21	1,34	
1,3	0,72	0,81	0,94	1,06	1,18	1,3	1,42	1,54	1,69	
1,6	1,01	1,18	1,32	1,41	1,52	1,6	1,7	1,79	1,87	
2,0	1,32	1,47	1,62	1,72	1,85	2,0	2,07	2,15	2,38	
2,6	1,81	1,99	2,13	2,31	2,44	2,6	2,71	2,82	3,04	

YASSI DAMLA SULAMA GRUBU

FLAT DRIP IRRIGATION SYSTEM & SPARE PARTS

Ø 25 ENERJİ 13MİL - Ø 25 Energy 13 mil

İç Çap/Inner Diameter: 25,2 mm	Çalışma Basıncı/Working Pressure: 1,4 bar
Dış Çap/Outer Diameter: 25,85 mm	Öngörülen Filtrasyon /Nominal Filtration: 130 Micron-125 mesh
Et Kalınlığı / Wall Thickness : 0,325 mm	

Aralık Spacing	Ürün Kodu Product Code	Debi / Flow Rate lt/h	Rulo Roll/mt
10-cm	311.2533.10010	1,0	800
	311.2533.13010	1,3	
	311.2533.16010	1,6	
	311.2533.20010	2,0	
	311.2533.26010	2,6	
15-cm	311.2533.10015	1,0	800
	311.2533.13015	1,3	
	311.2533.16015	1,6	
	311.2533.20015	2,0	
	311.2533.26015	2,6	
20-cm	311.2533.10020	1,0	900
	311.2533.13020	1,3	
	311.2533.16020	1,6	
	311.2533.20020	2,0	
	311.2533.26020	2,6	
25-cm	311.2533.10025	1,0	1000
	311.2533.13025	1,3	
	311.2533.16025	1,6	
	311.2533.20025	2,0	
	311.2533.26025	2,6	
30-cm	311.2533.10030	1,0	1000
	311.2533.13030	1,3	
	311.2533.16030	1,6	
	311.2533.20030	2,0	
	311.2533.26030	2,6	
40-cm	311.2533.10040	1,0	1000
	311.2533.13040	1,3	
	311.2533.16040	1,6	
	311.2533.20040	2,0	
	311.2533.26040	2,6	
50-cm	311.2533.10050	1,0	1000
	311.2533.13050	1,3	
	311.2533.16050	1,6	
	311.2533.20050	2,0	
	311.2533.26050	2,6	

%15 DEBİ FARKLILIĞI İLE MAKSİMUM HAT ÇEKME MESAFELERİ - MAX. LINE INSTALLATION WITH %15 FLOW DIFFERENCE

EĞİM % SLOPE	20 cm					30 cm					40 cm				
	Debi / Flow Rate (lt/h)					Debi / Flow Rate (lt/h)					Debi / Flow Rate (lt/h)				
	1,0	1,3	1,6	2,0	2,6	1,0	1,3	1,6	2,0	2,6	1,0	1,3	1,6	2,0	2,6
2	196	152	117	103	85	261	198	157	133	106	306	236	187	159	126
1	245	190	158	149	106	325	246	190	158	128	382	295	231	198	156
0	316	238	210	170	140	409	308	275	225	184	478	368	324	264	220
-1	351	267	243	198	162	459	346	320	266	218	537	415	390	323	268
-2	398	302	270	218	180	520	402	362	294	282	602	473	450	361	302

DRİP DEBİ/ DRIPPER PRESSURE (lt/h)	GİRİŞ BASINCI - BAR / INLET PRESSURE									
	0,5	0,6	0,7	0,8	0,9	1,0	1,1	1,2	1,4	
1,0	0,56	0,63	0,72	0,84	0,92	1,0	1,09	1,21	1,34	
1,3	0,72	0,81	0,94	1,06	1,18	1,3	1,42	1,54	1,69	
1,6	1,01	1,18	1,32	1,41	1,52	1,6	1,7	1,79	1,87	
2,0	1,32	1,47	1,62	1,72	1,85	2,0	2,07	2,15	2,38	
2,6	1,81	1,99	2,13	2,31	2,44	2,6	2,71	2,82	3,04	

Ø 25 ENERJİ 15 MİL - Ø 25 Energy 15 mil

İç Çap/Inner Diameter: 25,2 mm

Çalışma Basıncı/Working Pressure: 1,6 bar

Dış Çap/Outer Diameter: 25,95 mm

Öngörülen Filtrasyon/Nominal Filtration: 130 Micron-125 mesh

Et Kalınlığı/ Wall Thickness : 0,375 mm

Aralık Spacing	Ürün Kodu Product Code	Debi / Flow Rate lt/h	Rulo Roll/mt
10-cm	311.2538.10010	1,0	600
	311.2538.13010	1,3	
	311.2538.16010	1,6	
	311.2538.20010	2,0	
	311.2538.26010	2,6	
15-cm	311.2538.10015	1,0	600
	311.2538.13015	1,3	
	311.2538.16015	1,6	
	311.2538.20015	2,0	
	311.2538.26015	2,6	
20-cm	311.2538.10020	1,0	600
	311.2538.13020	1,3	
	311.2538.16020	1,6	
	311.2538.20020	2,0	
	311.2538.26020	2,6	
25-cm	311.2538.10025	1,0	800
	311.2538.13025	1,3	
	311.2538.16025	1,6	
	311.2538.20025	2,0	
	311.2538.26025	2,6	
30-cm	311.2538.10030	1,0	800
	311.2538.13030	1,3	
	311.2538.16030	1,6	
	311.2538.20030	2,0	
	311.2538.26030	2,6	
40-cm	311.2538.10040	1,0	800
	311.2538.13040	1,3	
	311.2538.16040	1,6	
	311.2538.20040	2,0	
	311.2538.26040	2,6	
50-cm	311.2538.10050	1,0	800
	311.2538.13050	1,3	
	311.2538.16050	1,6	
	311.2538.20050	2,0	
	311.2538.26050	2,6	

%15 DEBİ FARKLILIĞI İLE MAKSİMUM HAT ÇEKME MESAFELERİ - MAX. LINE INSTALLATION WITH %15 FLOW DIFFERENCE

EĞİM % SLOPE	20 cm					30 cm					40 cm				
	Debi / Flow Rate (lt/h)					Debi / Flow Rate (lt/h)					Debi / Flow Rate (lt/h)				
	1,0	1,3	1,6	2,0	2,6	1,0	1,3	1,6	2,0	2,6	1,0	1,3	1,6	2,0	2,6
2	199	155	119	105	87	264	201	159	135	109	309	239	189	163	129
1	248	193	160	153	109	328	249	193	162	131	385	298	235	202	165
0	319	241	212	173	143	412	311	277	228	185	481	371	330	268	225
-1	354	270	246	201	170	462	349	324	272	221	540	418	396	326	274
-2	401	305	275	222	188	523	405	365	299	285	605	476	466	370	312

DRİP DEBİ/ DRIPPER PRESSURE (lt/h)	GİRİŞ BASINCI - BAR / INLET PRESSURE									
	0,5	0,6	0,7	0,8	0,9	1,0	1,1	1,2	1,4	
1,0	0,56	0,63	0,72	0,84	0,92	1,0	1,09	1,21	1,34	
1,3	0,72	0,81	0,94	1,06	1,18	1,3	1,42	1,54	1,69	
1,6	1,01	1,18	1,32	1,41	1,52	1,6	1,7	1,79	1,87	
2,0	1,32	1,47	1,62	1,72	1,85	2,0	2,07	2,15	2,38	
2,6	1,81	1,99	2,13	2,31	2,44	2,6	2,71	2,82	3,04	

YASSI DAMLA SULAMA GRUBU

FLAT DRIP IRRIGATION SYSTEM & SPARE PARTS

Ø 25 ENERJİ 18 MİL - Ø 25 Energy 18 mil

İç Çap /Inner Diameter : 25,2 mm	Çalışma Basıncı /Working Pressure: 1,8 bar
Dış Çap /Outer Diameter: 26,1 mm	Öngörülen Filtrasyon /Nominal Filtration: 130 Micron-125 mesh
Et Kalınlığı / Wall Thickness : 0,45 mm	

Aralık	Ürün Kodu	Debi / Flow Rate	Rulo
Spacing	Product Code	lt/h	Roll/mt
10-cm	311.2545.10010	1,0	500
	311.2545.13010	1,3	
	311.2545.16010	1,6	
	311.2545.20010	2,0	
	311.2545.26010	2,6	
15-cm	311.2545.10015	1,0	500
	311.2545.13015	1,3	
	311.2545.16015	1,6	
	311.2545.20015	2,0	
	311.2545.26015	2,6	
20-cm	311.2545.10020	1,0	500
	311.2545.13020	1,3	
	311.2545.16020	1,6	
	311.2545.20020	2,0	
	311.2545.26020	2,6	
25-cm	311.2545.10025	1,0	700
	311.2545.13025	1,3	
	311.2545.16025	1,6	
	311.2545.20025	2,0	
	311.2545.26025	2,6	
30-cm	311.2545.10030	1,0	700
	311.2545.13030	1,3	
	311.2545.16030	1,6	
	311.2545.20030	2,0	
	311.2545.26030	2,6	
40-cm	311.2545.10040	1,0	700
	311.2545.13040	1,3	
	311.2545.16040	1,6	
	311.2545.20040	2,0	
	311.2545.26040	2,6	
50-cm	311.2545.10050	1,0	700
	311.2545.13050	1,3	
	311.2545.16050	1,6	
	311.2545.20050	2,0	
	311.2545.26050	2,6	

%15 DEBİ FARKLILIĞI İLE MAKSİMUM HAT ÇEKME MESAFELERİ - MAX. LINE INSTALLATION WITH %15 FLOW DIFFERENCE

EĞİM %	20 cm					30 cm					40 cm				
	Debi / Flow Rate (lt/h)					Debi / Flow Rate (lt/h)					Debi / Flow Rate (lt/h)				
SLOPE	1,0	1,3	1,6	2,0	2,6	1,0	1,3	1,6	2,0	2,6	1,0	1,3	1,6	2,0	2,6
2	201	157	122	109	89	266	203	162	139	112	311	241	192	168	134
1	250	195	164	157	112	330	251	196	165	138	387	300	237	205	169
0	321	243	215	176	147	414	313	280	230	189	483	373	335	270	228
-1	356	272	252	205	175	464	351	328	275	225	542	420	401	331	280
-2	403	307	281	229	195	525	407	371	305	290	607	478	470	378	316

DRİP DEBİ/ DRIPPER PRESSURE (lt/h)	GİRİŞ BASINCI - BAR / INLET PRESSURE									
	0,5	0,6	0,7	0,8	0,9	1,0	1,1	1,2	1,4	
1,0	0,56	0,63	0,72	0,84	0,92	1,0	1,09	1,21	1,34	
1,3	0,72	0,81	0,94	1,06	1,18	1,3	1,42	1,54	1,69	
1,6	1,01	1,18	1,32	1,41	1,52	1,6	1,7	1,79	1,87	
2,0	1,32	1,47	1,62	1,72	1,85	2,0	2,07	2,15	2,38	
2,6	1,81	1,99	2,13	2,31	2,44	2,6	2,71	2,82	3,04	

SUYUN PERFORMANSI

THE PERFORMANCE OF WATER

- Tıkanmalara karşı mükemmel direnç
Excellent Resistance to Blockage
- Daha fazla verim
More Productive



PERFORMANS

YASSI DAMLA SULAMA GRUBU FLAT DRIP IRRIGATION SYSTEM & SPARE PARTS

Ø 16 PERFORMANS 6 MİL - Ø 16 Performance 6 mil

İç Çap/Inner Diameter: 16,2 mm	Çalışma Basıncı/ Working Pressure: 1 bar
Dış Çap/Outer Diameter: 16,5 mm	Öngörülen Filtrasyon/ Nominal Filtration: 130 Micron-125 mesh
Et Kalınlığı / Wall Thickness : 0,15 mm	

Aralık	Ürün Kodu	Debi / Flow Rate	Rulo
Spacing	Product Code	lt/h	Roll/mt
10-cm	321.1615.16010	1,6	2500
	321.1615.22010	2,2	
	321.1615.24010	2,4	
	321.1615.32010	3,2	
15-cm	321.1615.16015	1,6	2500
	321.1615.22015	2,2	
	321.1615.24015	2,4	
	321.1615.32015	3,2	
20-cm	321.1615.16020	1,6	2500
	321.1615.22020	2,2	
	321.1615.24020	2,4	
	321.1615.32020	3,2	
25-cm	321.1615.16025	1,6	2500
	321.1615.22025	2,2	
	321.1615.24025	2,4	
	321.1615.32025	3,2	
30-cm	321.1615.16030	1,6	2500
	321.1615.22030	2,2	
	321.1615.24030	2,4	
	321.1615.32030	3,2	
40-cm	321.1615.16040	1,6	2500
	321.1615.22040	2,2	
	321.1615.24040	2,4	
	321.1615.32040	3,2	
50-cm	321.1615.16050	1,6	2500
	321.1615.22050	2,2	
	321.1615.24050	2,4	
	321.1615.32050	3,2	

%15 DEBİ FARKLILIĞI İLE MAKSİMUM HAT ÇEKME MESAFELERİ - MAX. LINE INSTALLATION WITH %15 FLOW DIFFERENCE

EĞİM % SLOPE	20 cm				30 cm				40 cm			
	Debi / Flow Rate (lt/h)				Debi / Flow Rate (lt/h)				Debi / Flow Rate (lt/h)			
	1,6	2,2	2,4	3,2	1,6	2,2	2,4	3,2	1,6	2,2	2,4	3,2
2	73	57	49	37	96	75	64	45	120	97	80	56
1	79	63	53	41	103	81	68	47	129	103	87	61
0	87	68	58	44	115	90	76	53	140	112	94	66
-1	96	75	63	47	128	101	86	61	176	140	117	82
-2	105	83	70	53	143	113	96	67	208	165	139	98

DRİP DEBİ/ DRIPPER PRESSURE (lt/h)	GİRİŞ BASINCI - BAR / INLET PRESSURE									
	0,5	0,6	0,7	0,8	0,9	1	1,1	1,2	1,4	
1,6	1,19	1,29	1,41	1,48	1,55	1,60	1,71	1,8	1,91	
2,2	1,49	1,70	1,85	2,00	2,12	2,20	2,32	2,47	2,61	
2,4	1,72	1,90	2,03	2,17	2,28	2,40	2,47	2,58	2,78	
3,2	2,26	2,56	2,78	2,97	3,10	3,20	3,48	3,66	3,86	

Ø 16 PERFORMANS 8 MİL - Ø 16 Performance 8 mil

İç Çap / Inner Diameter : 16,2 mm

Çalışma Basıncı / Working Pressure: 1,2 bar

Dış Çap / Outer Diameter: 16,6 mm

Öngörülen Filtrasyon / Nominal Filtration: 130 Micron-125 mesh

Et Kalınlığı / Wall Thickness : 0,20 mm

Aralık	Ürün Kodu	Debi / Flow Rate	Rulo
Spacing	Product Code	lt/h	Roll/mt
10-cm	321.1620.16010	1,6	2500
	321.1620.22010	2,2	
	321.1620.24010	2,4	
	321.1620.32010	3,2	
15-cm	321.1620.16015	1,6	2500
	321.1620.22015	2,2	
	321.1620.24015	2,4	
	321.1620.32015	3,2	
20-cm	321.1620.16020	1,6	2500
	321.1620.22020	2,2	
	321.1620.24020	2,4	
	321.1620.32020	3,2	
25-cm	321.1620.16025	1,6	2500
	321.1620.22025	2,2	
	321.1620.24025	2,4	
	321.1620.32025	3,2	
30-cm	321.1620.16030	1,6	2500
	321.1620.22030	2,2	
	321.1620.24030	2,4	
	321.1620.32030	3,2	
40-cm	321.1620.16040	1,6	2500
	321.1620.22040	2,2	
	321.1620.24040	2,4	
	321.1620.32040	3,2	
50-cm	321.1620.16050	1,6	2500
	321.1620.22050	2,2	
	321.1620.24050	2,4	
	321.1620.32050	3,2	

%15 DEBİ FARKLILIĞI İLE MAKSİMUM HAT ÇEKME MESAFELERİ - MAX. LINE INSTALLATION WITH %15 FLOW DIFFERENCE

EĞİM %	20 cm				30 cm				40 cm			
	Debi / Flow Rate (lt/h)				Debi / Flow Rate (lt/h)				Debi / Flow Rate (lt/h)			
SLOPE	1,6	2,2	2,4	3,2	1,6	2,2	2,4	3,2	1,6	2,2	2,4	3,2
2	75	60	50	39	97	77	65	46	122	98	82	58
1	81	65	54	43	104	83	70	49	131	105	89	63
0	89	71	59	46	117	92	78	55	142	114	96	68
-1	98	78	65	48	130	104	88	62	178	143	119	84
-2	107	86	72	56	145	116	98	69	210	168	141	100

DRİP DEBİ/ DRIPPER PRESSURE (lt/h)	GİRİŞ BASINCI - BAR / INLET PRESSURE									
	0,5	0,6	0,7	0,8	0,9	1	1,1	1,2	1,4	
1,6	1,19	1,29	1,41	1,48	1,55	1,60	1,71	1,8	1,91	
2,2	1,49	1,70	1,85	2,00	2,12	2,20	2,32	2,47	2,61	
2,4	1,72	1,90	2,03	2,17	2,28	2,40	2,47	2,58	2,78	
3,2	2,26	2,56	2,78	2,97	3,10	3,20	3,48	3,66	3,86	

YASSI DAMLA SULAMA GRUBU

FLAT DRIP IRRIGATION SYSTEM & SPARE PARTS

Ø 16 PERFORMANS 10 MİL - Ø 16 Performance 10 mil

İç Çap/Inner Diameter: 16,2 mm	Çalışma Basıncı / Working Pressure: 1,4 bar
Dış Çap/Outer Diameter: 16,7 mm	Öngörülen Filtrasyon / Nominal Filtration: 130 Micron-125 mesh
Et Kalınlığı / Wall Thickness: 0,25 mm	

Aralık	Ürün Kodu	Debi / Flow Rate	Rulo
Spacing	Product Code	lt/h	Roll/mt
10-cm	321.1625.16010	1,6	1200
	321.1625.22010	2,2	
	321.1625.24010	2,4	
	321.1625.32010	3,2	
15-cm	321.1625.16015	1,6	1300
	321.1625.22015	2,2	
	321.1625.24015	2,4	
	321.1625.32015	3,2	
20-cm	321.1625.16020	1,6	1800
	321.1625.22020	2,2	
	321.1625.24020	2,4	
	321.1625.32020	3,2	
25-cm	321.1625.16025	1,6	1800
	321.1625.22025	2,2	
	321.1625.24025	2,4	
	321.1625.32025	3,2	
30-cm	321.1625.16030	1,6	1800
	321.1625.22030	2,2	
	321.1625.24030	2,4	
	321.1625.32030	3,2	
40-cm	321.1625.16040	1,6	1800
	321.1625.22040	2,2	
	321.1625.24040	2,4	
	321.1625.32040	3,2	
50-cm	321.1625.16050	1,6	1800
	321.1625.22050	2,2	
	321.1625.24050	2,4	
	321.1625.32050	3,2	

%15 DEBİ FARKLILIĞI İLE MAKSİMUM HAT ÇEKME MESAFELERİ - MAX. LINE INSTALLATION WITH %15 FLOW DIFFERENCE

EĞİM %	20 cm				30 cm				40 cm			
	Debi / Flow Rate (lt/h)				Debi / Flow Rate (lt/h)				Debi / Flow Rate (lt/h)			
SLOPE	1,6	2,2	2,4	3,2	1,6	2,2	2,4	3,2	1,6	2,2	2,4	3,2
2	77	62	51	40	98	80	67	48	125	101	85	60
1	83	67	56	44	106	87	73	51	134	109	93	65
0	90	72	60	47	119	96	79	57	147	117	98	70
-1	100	79	67	50	132	108	92	64	182	149	126	86
-2	109	88	73	58	147	122	102	72	214	175	149	102

DRİP DEBİ/ DRIPPER PRESSURE (lt/h)	GİRİŞ BASINCI - BAR / INLET PRESSURE									
	0,5	0,6	0,7	0,8	0,9	1	1,1	1,2	1,4	
1,6	1,19	1,29	1,41	1,48	1,55	1,60	1,71	1,8	1,91	
2,2	1,49	1,70	1,85	2,00	2,12	2,20	2,32	2,47	2,61	
2,4	1,72	1,90	2,03	2,17	2,28	2,40	2,47	2,58	2,78	
3,2	2,26	2,56	2,78	2,97	3,10	3,20	3,48	3,66	3,86	

Ø 16 PERFORMANS 12 MİL - Ø 16 Performance 12 mil

İç Çap / Inner Diameter : 16,2 mm

Çalışma Basıncı / Working Pressure: 1,6 bar

Dış Çap / Outer Diameter: 16,8 mm

Öngörülen Filtrasyon / Nominal Filtration: 130 Micron-125 mesh

Et Kalınlığı / Wall Thickness : 0,30 mm

Aralık	Ürün Kodu	Debi / Flow Rate	Rulo
Spacing	Product Code	lt/h	Roll/mt
10-cm	321.1630.16010	1,6	1200
	321.1630.22010	2,2	
	321.1630.24010	2,4	
	321.1630.32010	3,2	
15-cm	321.1630.16015	1,6	1300
	321.1630.22015	2,2	
	321.1630.24015	2,4	
	321.1630.32015	3,2	
20-cm	321.1630.16020	1,6	1500
	321.1630.22020	2,2	
	321.1630.24020	2,4	
	321.1630.32020	3,2	
25-cm	321.1630.16025	1,6	1500
	321.1630.22025	2,2	
	321.1630.24025	2,4	
	321.1630.32025	3,2	
30-cm	321.1630.16030	1,6	1500
	321.1630.22030	2,2	
	321.1630.24030	2,4	
	321.1630.32030	3,2	
40-cm	321.1630.16040	1,6	1600
	321.1630.22040	2,2	
	321.1630.24040	2,4	
	321.1630.32040	3,2	
50-cm	321.1630.16050	1,6	1600
	321.1630.22050	2,2	
	321.1630.24050	2,4	
	321.1630.32050	3,2	

%15 DEBİ FARKLILIĞI İLE MAKSİMUM HAT ÇEKME MESAFELERİ - MAX. LINE INSTALLATION WITH %15 FLOW DIFFERENCE

EĞİM %	20 cm				30 cm				40 cm			
	Debi / Flow Rate (lt/h)				Debi / Flow Rate (lt/h)				Debi / Flow Rate (lt/h)			
SLOPE	1,6	2,2	2,4	3,2	1,6	2,2	2,4	3,2	1,6	2,2	2,4	3,2
2	80	65	53	42	101	84	71	50	132	105	87	62
1	87	69	58	46	111	92	76	53	140	114	97	67
0	92	73	61	49	123	98	82	59	151	121	101	72
-1	104	82	72	52	138	114	98	66	190	155	135	88
-2	113	93	79	60	155	128	108	74	220	182	158	104

DRİP DEBİ/ DRIPPER PRESSURE (lt/h)	GİRİŞ BASINCI - BAR / INLET PRESSURE									
	0,5	0,6	0,7	0,8	0,9	1	1,1	1,2	1,4	
1,6	1,19	1,29	1,41	1,48	1,55	1,60	1,71	1,8	1,91	
2,2	1,49	1,70	1,85	2,00	2,12	2,20	2,32	2,47	2,61	
2,4	1,72	1,90	2,03	2,17	2,28	2,40	2,47	2,58	2,78	
3,2	2,26	2,56	2,78	2,97	3,10	3,20	3,48	3,66	3,86	

YASSI DAMLA SULAMA GRUBU

FLAT DRIP IRRIGATION SYSTEM & SPARE PARTS

Ø 16 PERFORMANS 15 MİL - Ø 16 Performance 15 mil

İç Çap / Inner Diameter : 16,2 mm

Çalışma Basıncı / Working Pressure: 1,8 bar

Dış Çap / Outer Diameter: 16,95 mm

Öngörülen Filtrasyon / Nominal Filtration: 130 Micron-125 mesh

Et Kalınlığı / Wall Thickness : 0,375 mm

Aralık	Ürün Kodu	Debi / Flow Rate	Rulo
Spacing	Product Code	lt/h	Roll/mt
10-cm	321.1638.16010	1,6	1100
	321.1638.22010	2,2	
	321.1638.24010	2,4	
	321.1638.32010	3,2	
15-cm	321.1638.16015	1,6	1100
	321.1638.22015	2,2	
	321.1638.24015	2,4	
	321.1638.32015	3,2	
20-cm	321.1638.16020	1,6	1300
	321.1638.22020	2,2	
	321.1638.24020	2,4	
	321.1638.32020	3,2	
25-cm	321.1638.16025	1,6	1300
	321.1638.22025	2,2	
	321.1638.24025	2,4	
	321.1638.32025	3,2	
30-cm	321.1638.16030	1,6	1300
	321.1638.22030	2,2	
	321.1638.24030	2,4	
	321.1638.32030	3,2	
40-cm	321.1638.16040	1,6	1300
	321.1638.22040	2,2	
	321.1638.24040	2,4	
	321.1638.32040	3,2	
50-cm	321.1638.16050	1,6	1300
	321.1638.22050	2,2	
	321.1638.24050	2,4	
	321.1638.32050	3,2	

%15 DEBİ FARKLILIĞI İLE MAKSİMUM HAT ÇEKME MESAFELERİ - MAX. LINE INSTALLATION WITH %15 FLOW DIFFERENCE

EĞİM %	20 cm				30 cm				40 cm			
	Debi / Flow Rate (lt/h)				Debi / Flow Rate (lt/h)				Debi / Flow Rate (lt/h)			
SLOPE	1,6	2,2	2,4	3,2	1,6	2,2	2,4	3,2	1,6	2,2	2,4	3,2
2	83	67	55	44	106	87	74	52	136	113	90	64
1	91	71	60	48	115	96	77	55	145	118	98	69
0	95	76	63	51	127	101	85	61	156	125	104	74
-1	109	87	77	53	146	123	109	68	201	163	146	90
-2	118	98	85	62	163	136	118	76	232	192	177	106

DRİP DEBİ / DRIPPER PRESSURE (lt/h)	GİRİŞ BASINCI - BAR / INLET PRESSURE									
	0,5	0,6	0,7	0,8	0,9	1	1,1	1,2	1,4	
1,6	1,19	1,29	1,41	1,48	1,55	1,60	1,71	1,8	1,91	
2,2	1,49	1,70	1,85	2,00	2,12	2,20	2,32	2,47	2,61	
2,4	1,72	1,90	2,03	2,17	2,28	2,40	2,47	2,58	2,78	
3,2	2,26	2,56	2,78	2,97	3,10	3,20	3,48	3,66	3,86	

Ø 22 PERFORMANS 8 MİL - Ø 22 Performance 8 mil

İç Çap / Inner Diameter: 22,2 mm	Çalışma Basıncı / Working Pressure: 1 bar
Dış Çap / Outer Diameter: 22,6 mm	Öngörülen Filtrasyon / Nominal Filtration: 130 Micron-125 mesh
Et Kalınlığı / Wall Thickness: 0,20 mm	

Aralık	Ürün Kodu	Debi / Flow Rate	Rulo
Spacing	Product Code	lt/h	Roll/mt
10-cm	321.2220.16010	1,6	1400
	321.2220.22010	2,2	
	321.2220.24010	2,4	
	321.2220.32010	3,2	
15-cm	321.2220.16015	1,6	1500
	321.2220.22015	2,2	
	321.2220.24015	2,4	
	321.2220.32015	3,2	
20-cm	321.2220.16020	1,6	1800
	321.2220.22020	2,2	
	321.2220.24020	2,4	
	321.2220.32020	3,2	
25-cm	321.2220.16025	1,6	1800
	321.2220.22025	2,2	
	321.2220.24025	2,4	
	321.2220.32025	3,2	
30-cm	321.2220.16030	1,6	1800
	321.2220.22030	2,2	
	321.2220.24030	2,4	
	321.2220.32030	3,2	
40-cm	321.2220.16040	1,6	1800
	321.2220.22040	2,2	
	321.2220.24040	2,4	
	321.2220.32040	3,2	
50-cm	321.2220.16050	1,6	1800
	321.2220.22050	2,2	
	321.2220.24050	2,4	
	321.2220.32050	3,2	

%15 DEBİ FARKLILIĞI İLE MAKSİMUM HAT ÇEKME MESAFELERİ - MAX. LINE INSTALLATION WITH %15 FLOW DIFFERENCE

EĞİM %	20 cm				30 cm				40 cm			
	Debi / Flow Rate (lt/h)				Debi / Flow Rate (lt/h)				Debi / Flow Rate (lt/h)			
SLOPE	1,6	2,2	2,4	3,2	1,6	2,2	2,4	3,2	1,6	2,2	2,4	3,2
2	99	84	70	49	134	110	91	64	163	135	106	74
1	129	104	87	61	164	135	111	78	204	166	130	91
0	160	129	108	76	204	168	138	97	253	205	161	113
-1	189	149	124	87	234	194	160	112	290	235	186	130
-2	205	163	137	96	258	213	175	123	319	259	205	144

DRİP DEBİ/ DRIPPER PRESSURE (lt/h)	GİRİŞ BASINCI - BAR / INLET PRESSURE									
	0,5	0,6	0,7	0,8	0,9	1	1,1	1,2	1,4	
1,6	1,19	1,29	1,41	1,48	1,55	1,60	1,71	1,8	1,91	
2,2	1,49	1,70	1,85	2,00	2,12	2,20	2,32	2,47	2,61	
2,4	1,72	1,90	2,03	2,17	2,28	2,40	2,47	2,58	2,78	
3,2	2,26	2,56	2,78	2,97	3,10	3,20	3,48	3,66	3,86	

YASSI DAMLA SULAMA GRUBU

FLAT DRIP IRRIGATION SYSTEM & SPARE PARTS

Ø 22 PERFORMANS 10 MİL - Ø 22 Performance 10 mil

İç Çap / Inner Diameter : 22,2 mm	Çalışma Basıncı / Working Pressure: 1,1 bar
Dış Çap / Outer Diameter: 22,7 mm	Öngörülen Filtrasyon / Nominal Filtration: 130 Micron-125 mesh
Et Kalınlığı / Wall Thickness : 0,25 mm	

Aralık	Ürün Kodu	Debi / Flow Rate	Rulo
Spacing	Product Code	lt/h	Roll/mt
10-cm	321.2225.16010	1,6	1100
	321.2225.22010	2,2	
	321.2225.24010	2,4	
	321.2225.32010	3,2	
15-cm	321.2225.16015	1,6	1200
	321.2225.22015	2,2	
	321.2225.24015	2,4	
	321.2225.32015	3,2	
20-cm	321.2225.16020	1,6	1300
	321.2225.22020	2,2	
	321.2225.24020	2,4	
	321.2225.32020	3,2	
25-cm	321.2225.16025	1,6	1300
	321.2225.22025	2,2	
	321.2225.24025	2,4	
	321.2225.32025	3,2	
30-cm	321.2225.16030	1,6	1500
	321.2225.22030	2,2	
	321.2225.24030	2,4	
	321.2225.32030	3,2	
40-cm	321.2225.16040	1,6	1500
	321.2225.22040	2,2	
	321.2225.24040	2,4	
	321.2225.32040	3,2	
50-cm	321.2225.16050	1,6	1500
	321.2225.22050	2,2	
	321.2225.24050	2,4	
	321.2225.32050	3,2	

%15 DEBİ FARKLILIĞI İLE MAKSİMUM HAT ÇEKME MESAFELERİ - MAX. LINE INSTALLATION WITH %15 FLOW DIFFERENCE

EĞİM %	20 cm				30 cm				40 cm			
	Debi / Flow Rate (lt/h)				Debi / Flow Rate (lt/h)				Debi / Flow Rate (lt/h)			
SLOPE	1,6	2,2	2,4	3,2	1,6	2,2	2,4	3,2	1,6	2,2	2,4	3,2
2	104	87	73	52	136	113	93	67	165	137	109	77
1	134	108	92	64	169	138	113	81	207	172	134	94
0	161	130	109	79	206	170	140	100	255	208	165	116
-1	191	151	126	90	236	196	163	115	293	240	188	133
-2	208	166	139	99	260	216	178	126	322	265	208	147

DRİP DEBİ/ DRIPPER PRESSURE (lt/h)	GİRİŞ BASINCI - BAR / INLET PRESSURE									
	0,5	0,6	0,7	0,8	0,9	1	1,1	1,2	1,4	
1,6	1,19	1,29	1,41	1,48	1,55	1,60	1,71	1,8	1,91	
2,2	1,49	1,70	1,85	2,00	2,12	2,20	2,32	2,47	2,61	
2,4	1,72	1,90	2,03	2,17	2,28	2,40	2,47	2,58	2,78	
3,2	2,26	2,56	2,78	2,97	3,10	3,20	3,48	3,66	3,86	

Ø 22 PERFORMANS 13 MİL - Ø 22 Performance 13 mil

İç Çap / Inner Diameter : 22,2 mm	Çalışma Basıncı / Working Pressure: 1,5 bar
Dış Çap / Outer Diameter: 22,85 mm	Öngörülen Filtrasyon / Nominal Filtration: 130 Micron-125 mesh
Et Kalınlığı / Wall Thickness : 0,325 mm	

Aralık	Ürün Kodu	Debi / Flow Rate	Rulo
Spacing	Product Code	lt/h	Roll/mt
10-cm	321.2233.16010	1,6	1000
	321.2233.22010	2,2	
	321.2233.24010	2,4	
	321.2233.32010	3,2	
15-cm	321.2233.16015	1,6	1000
	321.2233.22015	2,2	
	321.2233.24015	2,4	
	321.2233.32015	3,2	
20-cm	321.2233.16020	1,6	1100
	321.2233.22020	2,2	
	321.2233.24020	2,4	
	321.2233.32020	3,2	
25-cm	321.2233.16025	1,6	1100
	321.2233.22025	2,2	
	321.2233.24025	2,4	
	321.2233.32025	3,2	
30-cm	321.2233.16030	1,6	1200
	321.2233.22030	2,2	
	321.2233.24030	2,4	
	321.2233.32030	3,2	
40-cm	321.2233.16040	1,6	1200
	321.2233.22040	2,2	
	321.2233.24040	2,4	
	321.2233.32040	3,2	
50-cm	321.2233.16050	1,6	1200
	321.2233.22050	2,2	
	321.2233.24050	2,4	
	321.2233.32050	3,2	

%15 DEBİ FARKLILIĞI İLE MAKSİMUM HAT ÇEKME MESAFELERİ - MAX. LINE INSTALLATION WITH %15 FLOW DIFFERENCE

EĞİM %	20 cm				30 cm				40 cm			
	Debi / Flow Rate (lt/h)				Debi / Flow Rate (lt/h)				Debi / Flow Rate (lt/h)			
SLOPE	1,6	2,2	2,4	3,2	1,6	2,2	2,4	3,2	1,6	2,2	2,4	3,2
2	105	89	75	55	138	115	95	70	167	139	111	80
1	136	110	94	67	171	141	116	84	209	175	136	97
0	163	132	111	82	207	173	142	103	256	210	167	119
-1	194	154	129	93	238	198	167	118	296	242	191	136
-2	211	169	143	102	262	218	181	129	325	267	210	150

DRİP DEBİ/ DRIPPER PRESSURE (lt/h)	GİRİŞ BASINCI - BAR / INLET PRESSURE									
	0,5	0,6	0,7	0,8	0,9	1	1,1	1,2	1,4	
1,6	1,19	1,29	1,41	1,48	1,55	1,60	1,71	1,8	1,91	
2,2	1,49	1,70	1,85	2,00	2,12	2,20	2,32	2,47	2,61	
2,4	1,72	1,90	2,03	2,17	2,28	2,40	2,47	2,58	2,78	
3,2	2,26	2,56	2,78	2,97	3,10	3,20	3,48	3,66	3,86	

YASSI DAMLA SULAMA GRUBU

FLAT DRIP IRRIGATION SYSTEM & SPARE PARTS

Ø 22 PERFORMANS 15 MİL - Ø 22 Performance 15 mil

İç Çap / Inner Diameter: 22,2 mm	Çalışma Basıncı / Working Pressure: 1,6 bar
Dış Çap / Outer Diameter: 22,95 mm	Öngörülen Filtrasyon / Nominal Filtration: 130 Micron-125 mesh
Et Kalınlığı / Wall Thickness: 0,375 mm	

Aralık	Ürün Kodu	Debi / Flow Rate	Rulo
Spacing	Product Code	lt/h	Roll/mt
10-cm	321.2238.16010	1,6	800
	321.2238.22010	2,2	
	321.2238.24010	2,4	
	321.2238.32010	3,2	
15-cm	321.2238.16015	1,6	800
	321.2238.22015	2,2	
	321.2238.24015	2,4	
	321.2238.32015	3,2	
20-cm	321.2238.16020	1,6	900
	321.2238.22020	2,2	
	321.2238.24020	2,4	
	321.2238.32020	3,2	
25-cm	321.2238.16025	1,6	900
	321.2238.22025	2,2	
	321.2238.24025	2,4	
	321.2238.32025	3,2	
30-cm	321.2238.16030	1,6	900
	321.2238.22030	2,2	
	321.2238.24030	2,4	
	321.2238.32030	3,2	
40-cm	321.2238.16040	1,6	1000
	321.2238.22040	2,2	
	321.2238.24040	2,4	
	321.2238.32040	3,2	
50-cm	321.2238.16050	1,6	1200
	321.2238.22050	2,2	
	321.2238.24050	2,4	
	321.2238.32050	3,2	

%15 DEBİ FARKLILIĞI İLE MAKSİMUM HAT ÇEKME MESAFELERİ - MAX. LINE INSTALLATION WITH %15 FLOW DIFFERENCE

EĞİM %	20 cm				30 cm				40 cm			
	Debi / Flow Rate (lt/h)				Debi / Flow Rate (lt/h)				Debi / Flow Rate (lt/h)			
SLOPE	1,6	2,2	2,4	3,2	1,6	2,2	2,4	3,2	1,6	2,2	2,4	3,2
2	107	92	77	58	142	120	97	73	173	143	115	83
1	141	116	97	70	176	144	119	87	216	178	142	100
0	169	135	113	85	216	178	148	106	262	213	178	122
-1	197	159	132	87	246	202	173	121	302	247	195	139
-2	216	173	147	105	268	225	187	132	331	271	216	153

DRİP DEBİ / DRIPPER PRESSURE (lt/h)	GİRİŞ BASINCI - BAR / INLET PRESSURE									
	0,5	0,6	0,7	0,8	0,9	1	1,1	1,2	1,4	
1,6	1,19	1,29	1,41	1,48	1,55	1,60	1,71	1,8	1,91	
2,2	1,49	1,70	1,85	2,00	2,12	2,20	2,32	2,47	2,61	
2,4	1,72	1,90	2,03	2,17	2,28	2,40	2,47	2,58	2,78	
3,2	2,26	2,56	2,78	2,97	3,10	3,20	3,48	3,66	3,86	

Ø 22 PERFORMANS 18 MİL - Ø 22 Performance 18 mil

İç Çap /Inner Diameter : 22,2 mm

Çalışma Basıncı /Working Pressure: 1,8 bar

Dış Çap /Outer Diameter: 23,1 mm

Öngörülen Filtrasyon /Nominal Filtration: 130 Micron-125 mesh

Et Kalınlığı /Wall Thickness : 0,45 mm

Aralık	Ürün Kodu	Debi / Flow Rate	Rulo
Spacing	Product Code	lt/h	Roll/mt
10-cm	321.2245.16010	1,6	800
	321.2245.22010	2,2	
	321.2245.24010	2,4	
	321.2245.32010	3,2	
15-cm	321.2245.16015	1,6	800
	321.2245.22015	2,2	
	321.2245.24015	2,4	
	321.2245.32015	3,2	
20-cm	321.2245.16020	1,6	900
	321.2245.22020	2,2	
	321.2245.24020	2,4	
	321.2245.32020	3,2	
25-cm	321.2245.16025	1,6	900
	321.2245.22025	2,2	
	321.2245.24025	2,4	
	321.2245.32025	3,2	
30-cm	321.2245.16030	1,6	900
	321.2245.22030	2,2	
	321.2245.24030	2,4	
	321.2245.32030	3,2	
40-cm	321.2245.16040	1,6	1000
	321.2245.22040	2,2	
	321.2245.24040	2,4	
	321.2245.32040	3,2	
50-cm	321.2245.16050	1,6	1100
	321.2245.22050	2,2	
	321.2245.24050	2,4	
	321.2245.32050	3,2	

%15 DEBİ FARKLIĞI İLE MAKSİMUM HAT ÇEKME MESAFELERİ - MAX. LINE INSTALLATION WITH %15 FLOW DIFFERENCE

EĞİM %	20 cm				30 cm				40 cm			
	Debi / Flow Rate (lt/h)				Debi / Flow Rate (lt/h)				Debi / Flow Rate (lt/h)			
SLOPE	1,6	2,2	2,4	3,2	1,6	2,2	2,4	3,2	1,6	2,2	2,4	3,2
2	112	97	81	61	149	125	100	76	179	151	120	86
1	146	120	99	73	183	148	122	90	223	186	148	103
0	175	140	117	88	226	181	151	109	276	223	185	125
-1	202	163	137	90	253	206	176	124	309	256	202	142
-2	223	178	151	108	275	231	191	135	341	279	222	156

DRİP DEBİ/ DRIPPER PRESSURE (lt/h)	GİRİŞ BASINCI - BAR / INLET PRESSURE									
	0,5	0,6	0,7	0,8	0,9	1	1,1	1,2	1,4	
1,6	1,19	1,29	1,41	1,48	1,55	1,60	1,71	1,8	1,91	
2,2	1,49	1,70	1,85	2,00	2,12	2,20	2,32	2,47	2,61	
2,4	1,72	1,90	2,03	2,17	2,28	2,40	2,47	2,58	2,78	
3,2	2,26	2,56	2,78	2,97	3,10	3,20	3,48	3,66	3,86	

YASSI DAMLA SULAMA GRUBU

FLAT DRIP IRRIGATION SYSTEM & SPARE PARTS

Ø 25 PERFORMANS 13 MİL - Ø 25 Performance 13 mil

İç Çap / Inner Diameter : 25,2 mm

Çalışma Basıncı / Working Pressure: 1,4 bar

Dış Çap / Outer Diameter: 25,85 mm

Öngörülen Filtrasyon / Nominal Filtration: 130 Micron-125 mesh

Et Kalınlığı / Wall Thickness : 0,325 mm

Aralık	Ürün Kodu	Debi / Flow Rate	Rulo
Spacing	Product Code	lt/h	Roll/mt
10-cm	321.2533.16010	1,6	800
	321.2533.22010	2,2	
	321.2533.24010	2,4	
	321.2533.32010	3,2	
15-cm	321.2533.16015	1,6	800
	321.2533.22015	2,2	
	321.2533.24015	2,4	
	321.2533.32015	3,2	
20-cm	321.2533.16020	1,6	900
	321.2533.22020	2,2	
	321.2533.24020	2,4	
	321.2533.32020	3,2	
25-cm	321.2533.16025	1,6	1000
	321.2533.22025	2,2	
	321.2533.24025	2,4	
	321.2533.32025	3,2	
30-cm	321.2533.16030	1,6	1000
	321.2533.22030	2,2	
	321.2533.24030	2,4	
	321.2533.32030	3,2	
40-cm	321.2533.16040	1,6	1000
	321.2533.22040	2,2	
	321.2533.24040	2,4	
	321.2533.32040	3,2	
50-cm	321.2533.16050	1,6	1000
	321.2533.22050	2,2	
	321.2533.24050	2,4	
	321.2533.32050	3,2	

%15 DEBİ FARKLILIĞI İLE MAKSİMUM HAT ÇEKME MESAFELERİ - MAX. LINE INSTALLATION WITH %15 FLOW DIFFERENCE

EĞİM %	20 cm				30 cm				40 cm			
	Debi / Flow Rate (lt/h)				Debi / Flow Rate (lt/h)				Debi / Flow Rate (lt/h)			
SLOPE	1,6	2,2	2,4	3,2	1,6	2,2	2,4	3,2	1,6	2,2	2,4	3,2
2	113	99	82	62	152	129	102	78	181	154	122	89
1	153	144	102	77	184	153	124	94	224	192	151	106
0	203	164	135	102	266	218	178	124	315	256	213	149
-1	235	192	157	118	310	258	211	148	378	313	259	181
-2	262	211	174	131	351	285	273	192	436	350	293	206

DRİP DEBİ/ DRIPPER PRESSURE (lt/h)	GİRİŞ BASINCI - BAR / INLET PRESSURE									
	0,5	0,6	0,7	0,8	0,9	1	1,1	1,2	1,4	
1,6	1,19	1,29	1,41	1,48	1,55	1,60	1,71	1,8	1,91	
2,2	1,49	1,70	1,85	2,00	2,12	2,20	2,32	2,47	2,61	
2,4	1,72	1,90	2,03	2,17	2,28	2,40	2,47	2,58	2,78	
3,2	2,26	2,56	2,78	2,97	3,10	3,20	3,48	3,66	3,86	

Ø 25 PERFORMANS 15 MİL - Ø 25 Performance 15 mil

İç Çap / Inner Diameter : 25,2 mm

Çalışma Basıncı / Working Pressure: 1,6 bar

Dış Çap / Outer Diameter: 25,95 mm

Öngörülen Filtrasyon / Nominal Filtration: 130 Micron-125 mesh

Et Kalınlığı / Wall Thickness : 0,375 mm

Aralık	Ürün Kodu	Debi / Flow Rate	Rulo
Spacing	Product Code	lt/h	Roll/mt
10-cm	321.2538.16010	1,6	600
	321.2538.22010	2,2	
	321.2538.24010	2,4	
	321.2538.32010	3,2	
15-cm	321.2538.16015	1,6	600
	321.2538.22015	2,2	
	321.2538.24015	2,4	
	321.2538.32015	3,2	
20-cm	321.2538.16020	1,6	600
	321.2538.22020	2,2	
	321.2538.24020	2,4	
	321.2538.32020	3,2	
25-cm	321.2538.16025	1,6	800
	321.2538.22025	2,2	
	321.2538.24025	2,4	
	321.2538.32025	3,2	
30-cm	321.2538.16030	1,6	800
	321.2538.22030	2,2	
	321.2538.24030	2,4	
	321.2538.32030	3,2	
40-cm	321.2538.16040	1,6	800
	321.2538.22040	2,2	
	321.2538.24040	2,4	
	321.2538.32040	3,2	
50-cm	321.2538.16050	1,6	800
	321.2538.22050	2,2	
	321.2538.24050	2,4	
	321.2538.32050	3,2	

%15 DEBİ FARKLILIĞI İLE MAKSİMUM HAT ÇEKME MESAFELERİ - MAX. LINE INSTALLATION WITH %15 FLOW DIFFERENCE

EĞİM %	20 cm				30 cm				40 cm			
	Debi / Flow Rate (lt/h)				Debi / Flow Rate (lt/h)				Debi / Flow Rate (lt/h)			
SLOPE	1,6	2,2	2,4	3,2	1,6	2,2	2,4	3,2	1,6	2,2	2,4	3,2
2	115	101	84	65	154	130	105	81	183	158	125	92
1	155	148	105	80	187	157	127	97	227	195	160	109
0	205	167	138	105	268	221	179	127	320	259	218	152
-1	238	194	164	121	314	263	214	151	384	316	265	184
-2	266	215	182	134	354	290	276	195	452	358	302	209

DRİP DEBİ/ DRIPPER PRESSURE (lt/h)	GİRİŞ BASINCI - BAR / INLET PRESSURE									
	0,5	0,6	0,7	0,8	0,9	1	1,1	1,2	1,4	
1,6	1,19	1,29	1,41	1,48	1,55	1,60	1,71	1,8	1,91	
2,2	1,49	1,70	1,85	2,00	2,12	2,20	2,32	2,47	2,61	
2,4	1,72	1,90	2,03	2,17	2,28	2,40	2,47	2,58	2,78	
3,2	2,26	2,56	2,78	2,97	3,10	3,20	3,48	3,66	3,86	

YASSI DAMLA SULAMA GRUBU

FLAT DRIP IRRIGATION SYSTEM & SPARE PARTS

Ø 25 PERFORMANS 18 MİL - Ø 25 Performance 18 mil

İç Çap / Inner Diameter : 25,2 mm	Çalışma Basıncı / Working Pressure: 1,8 bar
Dış Çap / Outer Diameter: 26,1mm	Öngörülen Filtrasyon / Nominal Filtration: 130 Micron-125 mesh
Et Kalınlığı / Wall Thickness: 0,45 mm	

Aralık	Ürün Kodu	Debi / Flow Rate	Rulo
Spacing	Product Code	lt/h	Roll/mt
10-cm	321.2545.16010	1,6	500
	321.2545.22010	2,2	
	321.2545.24010	2,4	
	321.2545.32010	3,2	
15-cm	321.2545.16015	1,6	500
	321.2545.22015	2,2	
	321.2545.24015	2,4	
	321.2545.32015	3,2	
20-cm	321.2545.16020	1,6	500
	321.2545.22020	2,2	
	321.2545.24020	2,4	
	321.2545.32020	3,2	
25-cm	321.2545.16025	1,6	700
	321.2545.22025	2,2	
	321.2545.24025	2,4	
	321.2545.32025	3,2	
30-cm	321.2545.16030	1,6	700
	321.2545.22030	2,2	
	321.2545.24030	2,4	
	321.2545.32030	3,2	
40-cm	321.2545.16040	1,6	700
	321.2545.22040	2,2	
	321.2545.24040	2,4	
	321.2545.32040	3,2	
50-cm	321.2545.16050	1,6	700
	321.2545.22050	2,2	
	321.2545.24050	2,4	
	321.2545.32050	3,2	

%15 DEBİ FARKLILIĞI İLE MAKSİMUM HAT ÇEKME MESAFELERİ - MAX. LINE INSTALLATION WITH %15 FLOW DIFFERENCE

EĞİM %	20 cm				30 cm				40 cm			
	Debi / Flow Rate (lt/h)				Debi / Flow Rate (lt/h)				Debi / Flow Rate (lt/h)			
SLOPE	1,6	2,2	2,4	3,2	1,6	2,2	2,4	3,2	1,6	2,2	2,4	3,2
2	118	105	86	68	157	134	108	84	186	162	129	95
1	159	152	108	83	190	160	133	100	229	198	163	112
0	208	170	142	108	271	223	183	130	324	261	221	155
-1	244	198	169	124	318	266	218	154	388	321	271	187
-2	272	222	189	137	359	295	281	198	455	366	307	212

DRİP DEBİ / DRIPPER PRESSURE (lt/h)	GİRİŞ BASINCI - BAR / INLET PRESSURE									
	0,5	0,6	0,7	0,8	0,9	1	1,1	1,2	1,4	
1,6	1,19	1,29	1,41	1,48	1,55	1,60	1,71	1,8	1,91	
2,2	1,49	1,70	1,85	2,00	2,12	2,20	2,32	2,47	2,61	
2,4	1,72	1,90	2,03	2,17	2,28	2,40	2,47	2,58	2,78	
3,2	2,26	2,56	2,78	2,97	3,10	3,20	3,48	3,66	3,86	

YASSI DAMLAMA YEDEK PARÇA

Mini Vana Somunlu	Kod	Çap (mm)
Mini Valve (Sealed-Ringed)	Code	Diameter(mm)
	5101.000.1018	17*17
	5101.000.1019	20*20
	5101.000.1020	22*22
Mini Vana Conta Çıkışlı Somunlu	Kod	Çap (mm)
Mini Valve With Gasket Outlet Nut	Code	Diameter(mm)
	5101.000.1022	16*17
	5101.000.1023	20*20
	5101.000.1024	20*22
	5101.000.1025	20*25
Mini Vana Kurtağzı Somunlu	Kod	Çap (mm)
Dovetail Mini Valve With Worm Nut	Code	Diameter(mm)
	5101.016.1060	16*17
	5101.020.1060	20*20
Mini Vana Kurtağzı	Kod	Çap (mm)
Dovetail Mini Valve	Code	Diameter(mm)
	5101.016.1010	16*16
	5101.020.1011	20*20
	5101.020.1010	25*25
Mini Vana Conta Çıkışlı Kurtağzı	Kod	Çap (mm)
Mini Valve Seal Outlet	Code	Diameter(mm)
	5101.016.1020	16*16
	5101.020.1020	20*20

YASSI DAMLA SULAMA EK PARÇALARI


FLAT DRIP IRRIGATION SYSTEM SPARE PARTS


Mini Vana Dış Dişli Kurtağzı	Kod	Çap (mm)
Dovetail Mini Valve External Thread	Code	Diameter(mm)
	5101.012.1070	1/2*16
	5101.012.1071	1/2*20
	5101.034.1070	3/4*16
	5101.034.1071	3/4*20
Mini Vana Yüzüklü	Kod	Çap (mm)
Mini Valve Ringed	Code	Diameter(mm)
	5101.017.1060	17*17
	5101.022.1060	22*22
	5101.025.1060	25*25
Mini Vana Conta Çıkışlı Yüzüklü	Kod	Çap (mm)
Mini Valve With Gasket Outlet Ring	Code	Diameter(mm)
	5101.016.1050	16*17
	5101.016.1070	16*22
	5101.020.1051	20*17
	5101.020.1050	20*22
	5101.020.1052	20*25
Mini Vana Dış Dişli Yüzüklü	Kod	Çap (mm)
Mini Valve With External Thread Ring	Code	Diameter(mm)
	5101.012.1090	1/2*17
	5101.012.1091	1/2*22
Mini Vana Kurtağzı Yüzüklü	Kod	Çap (mm)
Dovetail Mini Valve With Ring	Code	Diameter(mm)
	5101.016.1110	16*17
	5101.020.1111	20*22
	5101.020.1112	20*25


Yüüklü Ekleme Nipeli Adding Nipple (Ringed)	Kod Code	Çap (mm) Diameter(mm)
	5102.017.1030	17*17
	5102.022.1030	22*22
	5102.025.1030	25*25
Yüüklü Çıkış Nipeli Output Nipple(Ringed)	Kod Code	Çap (mm) Diameter(mm)
	5103.017.1030	17*16
	5103.022.1030	22*20
	5103.025.1030	25*20
Yüüklü Çıkış Te Tee With Ring Exit	Kod Code	Çap (mm) Diameter(mm)
	5101.000.1026	17*16*17
	5101.000.1003	17*20*17
	5101.000.1004	22*20*22
	5101.000.1005	25*20*25
Yüüklü Dış Dişli Te Tee Ring Outer Threaded	Kod Code	Çap (mm) Diameter(mm)
	5101.000.1009	17*1/2*17
	5101.000.1010	22*1/2*22
	5101.000.1011	25*1/2*25
Elle Delme Aparatı Manual Drilling Device	Kod Code	Çap (mm) Diameter(mm)
	5127.016.1010	16
	5127.020.1010	20
Boru Delme Aparatı Tube Drilling Device	Kod Code	Çap (mm) Diameter(mm)
	5127.016.1011	16
	5127.020.1011	20

YASSI DAMLA SULAMA EK PARÇALARI

FLAT DRIP IRRIGATION SYSTEM SPARE PARTS

Kanallı Conta	Kod	Çap (mm)
Splined Gasket	Code	Diameter(mm)
	5111.016.1010	16
	5111.020.1010	20
	5111.025.1010	25

Dış Dişli Te Vana	Kod	Çap (mm)
Mini Tee Valve With Threaded Outer	Code	Diameter(mm)
	5101.000.1012	17*1/2*17
	5101.000.1013	22*1/2*22
	5101.000.1014	25*1/2*25

Conta Çıkışlı Te Vana	Kod	Çap (mm)
Mini Tee Valve With Gasket Outer	Code	Diameter(mm)
	5101.000.1030	17*20*17
	5101.000.1031	20*20*22
	5101.000.1032	25*20*25

Sarmal Boru					
Layflat Tube					
2"	3"	4"	5"	5.5"	6"



FİLTRE GRUBU


FILTER GROUP



FİLTRE GRUBU

FILTER GROUP


METAL AYAKLI FİLTRE


Metal Ayaklı Filtre	Kod	Giriş-Çıkış(inch)	Çap(cm)	Filtre Uzunluğu(cm)	Kapsite(m ³ /h)
Metal Stand Filter	Code	Input-Output(Inch)	Diameter(cm)	Filter length(cm)	Capacity(m ³ /h)
	AK 1005	2"	22	25	25
	AK 1006	2 1/2"	22	35	30
	AK 1007	3"	22	40	40
	AK 1008	4"	22	50	50


GÜBRE TANKI

Gübre Tankı	Kod	Çap(cm)	Filtre Uzunluğu(cm)
Vertical Fertilizer Tank	Code	Diameter(cm)	Filter length(cm)
	AK 1059	38	60
	AK 1062	45	100
	AK 1063	60	200
	AK 1064	60	300
	AK 1065	60	400
	AK 1066	60	500

METAK HİDROSİKLOKON METAL HYDRICYCLONE


Sistem Önü Hidrosiklon (S Tipi)	Kod	Giriş-Çıkış(inch)	Çap(cm)	Kapsite(m ³ /h)
S Type Hydrocyclone System	Code	Input-Output(Inch)	Diameter(cm)	Capacity(m ³ /h)
	AK 1024	2"	22	25
	AK 1025	2 1/2"	25	35
	AK 1026	3"	28	40
	AK 1032	3" ES'li	28	40
	AK 1027	4"	32	70
	AK 1033	4" ES'li	32	70
	AK 1028	5"	38	140
	AK 1034	5" ES'li	38	140
	AK 1029	6"	45	180
	AK 1035	6" ES'li	45	180

Kollektör Double S'li Sistem Filtre	Kod	Giriş-Çıkış(inch)	Kapsite(m ³ /h)
Collector Double S System Filter	Code	Input-Output(Inch)	Capacity(m ³ /h)
	AK 1017	4" 2x3 3"	70
	AK 1018	5" 3x3 3"	80
	AK 1019	5" 3x3 4"	140

Hidrosiklon Plastik Filtre	Kod	Giriş-Çıkış(inch)	Çap(cm)	Kapsite(m ³ /h)
Hydrocyclone Plastic Filter	Code	Input-Output(Inch)	Diameter(cm)	Capacity(m ³ /h)
	AK 1046	2"	22	25
	AK 1047	2 1/2"	25	35
	AK 1048	3"	28	40

FİLTRE GRUBU

FILTER GROUP

Hidosiklon Double Filtre	Kod	Giriş-Çıkış(inch)	Çap(cm)	Kapsite(m ³ /h)
Hydrocyclone Double Filter	Code	Input-Output(Inch)	Diameter(cm)	Capacity(m ³ /h)
	AK 1049	3"	28	50
	AK 1050	4"	32	60

Metal Hidosiklon İkiz Plastik Filtre Gübre Tanklı Sehpalı Sistemler	Kod	Giriş-Çıkış(inch)	Kapsite(m ³ /h)
Metal Hydrocyclone Double Plastic Filter Fertilizer Tank Table Systems	Code	Input-Output(Inch)	Capacity(m ³ /h)
	AK 1139	4" 2x4"	100
	AK 1140	5" 3x4"	150
	AK 1141	6" 4x4"	190
	AK 1142	6" 5x4"	230

Tekerli Metal Hidosiklon İkiz Plastik Filtre Gübre Tanklı Sistemler	Kod	Giriş-Çıkış(inch)	Kapsite(m ³ /h)
Metal Hydrocyclone Plastic Filter Fertilizer Tank Systems with Wheel	Code	Input-Output(Inch)	Capacity(m ³ /h)
	AK 1147	4" 2x4"	100
	AK 1148	5" 3x4"	150
	AK 1149	6" 4x4"	190
	AK 1150	6" 5x4"	230



Seperatörlü İkiz Plastik Gübre Tanklı Sehpalı Sistemler

Separator Twin Plastic Filter Fertilizer Tank Table Systems

Kod	Giriş-Çıkış(inch)	Kapsite(m ³ /h)
Code	Input-Output(Inch)	Capacity(m ³ /h)
AK 1209	4" 2x4"	100
AK 1210	5" 3x4"	150
AK 1211	6" 4x4"	190
AK 1212	6" 5x4"	230

Tekerli Seperatörlü İkiz Plastik Gübre Tanklı Sehpalı Sistemler

Separator Twin Plastic Filter Fertilizer Tank Table Systems with Wheel

Kod	Giriş-Çıkış(inch)	Kapsite(m ³ /h)
Code	Input-Output(Inch)	Capacity(m ³ /h)
AK 1213	4" 2x4"	100
AK 1214	5" 3x4"	150
AK 1215	6" 4x4"	190
AK 1216	6" 5x4"	230

Çoklu Metal Hidrosiklon İkiz Plastik Filtre Gübre Tanklı Sehpalı Sistemler

Multiple Metal Hydrocyclone Plastic Filter Fertilizer Tank Table Systems




Kod	Giriş-Çıkış(inch)	Kapsite(m ³ /h)
Code	Input-Output(Inch)	Capacity(m ³ /h)
AK 1155	4" 2x4"	100
AK 1156	5" 3x4"	150
AK 1157	6" 4x4"	190
AK 1158	6" 5x4"	230

FİLTRE GRUBU

FILTER GROUP


Çoklu Otomatik Metal Hidrosiklon İkiz Plastik Filtre Gübre Tanklı Sehpalı Sistemler Multiple Automatic Metal Hydrocyclone Plastic Filter Fertilizer Tank Table Systems	Kod Code	Giriş-Çıkış(inch) Input-Output(Inch)	Kapite(m ³ /h) Capacity(m ³ /h)
	AK 1159	4" 2x4"	100
	AK 1160	5" 3x4"	150
	AK 1161	6" 4x4"	190
	AK 1162	6" 5x4"	230

Çoklu Tekerli Metal Hidrosiklon İkiz Plastik Filtre Gübre Tanklı Sistemler Multiple Metal Hydrocyclone Plastic Filter Fertilizer Tank Systems with Wheel	Kod Code	Giriş-Çıkış(inch) Input-Output(Inch)	Kapite(m ³ /h) Capacity(m ³ /h)
	AK 1163	4" 2x4"	100
	AK 1164	5" 3x4"	150
	AK 1165	6" 4x4"	190
	AK 1166	6" 5x4"	230

Çoklu Plastik Hidrosiklon İkiz Plastik Filtre Gübre Tanklı Sehpalı Sistemler Multiple Plastic Hydrocyclone Twin Plastic Filter Fertilizer Tank Table Systems	Kod Code	Giriş-Çıkış(inch) Input-Output(Inch)	Kapite(m ³ /h) Capacity(m ³ /h)
	AK 1171	4" 2x4"	100
	AK 1172	5" 3x4"	150
	AK 1173	6" 4x4"	190
	AK 1174	6" 5x4"	230


Çoklu Otomatik Plastik Hidrosiklon İkiz Plastik Filtre Gübre Tanklı Sehpalı Sistemler Multiple Automatic Plastic Hydrocyclone Twin Plastic Filter Fertilizer Tank Table Systems	Kod Code	Giriş-Çıkış(inch) Input-Output(Inch)	Kapsite(m ³ /h) Capacity(m ³ /h)
	AK 1175	4" 2x4"	100
	AK 1176	5" 3x4"	150
	AK 1177	6" 4x4"	190
	AK 1178	6" 5x4"	230


Çoklu Tekerli Plastik Hidrosiklon İkiz Plastik Filtre Gübre Tanklı Sistemler Multiple Plastic Hydrocyclone Twin Plastic Filter Fertilizer Tank Systems with Wheel	Kod Code	Giriş-Çıkış(inch) Input-Output(Inch)	Kapsite(m ³ /h) Capacity(m ³ /h)
	AK 1179	4" 2x4"	100
	AK 1180	5" 3x4"	150
	AK 1181	6" 4x4"	190
	AK 1182	6" 5x4"	230

Bypass Gravel Yosun Metal Filtre Bypass Gravel Metal Moss Filter	Kod Code	Giriş-Çıkış(inch) Input-Output(Inch)	Çap(inch) Diameter(Inch)	Kapsite(m ³ /h) Capacity(m ³ /h)
	AK 1078	2"	18"	25
	AK 1079	2½"	24"	30
	AK 1080	3"	24"	35
	AK 1081	4"	24"	40


FİLTRE GRUBU

FILTER GROUP

Bypass Gravel İkiz Filtre	Kod	Giriş-Çıkış(inch)	Çap(inch)	Kapsite(m ³ /h)
Bypass Gravel Twin Filter	Code	Input-Output(Inch)	Diameter(Inch)	Capacity(m ³ /h)
	AK 1082	3"	24"	40
	AK 1083	4"	24"	50
	AK 1084	4"	36"	60

Çoklu Gravel Double Sistem	Kod	Giriş-Çıkış(inch)	Çap(inch)	Kapsite(m ³ /h)
Multi - Gravel Double System	Code	Input-Output(Inch)	Diameter(Inch)	Capacity(m ³ /h)
	AK 1085	4" 2x3"	24"	80
	AK 1086	5" 3x3"	24"	120
	AK 1087	6" 4x4"	24"	180
	AK 1088	6" 5x4"	24"	220
	AK 1089	6" 4x4"	36"	200
	AK 1090	6" 5x4"	36"	240

Hidosiklonlu Çoklu Gravel Double Sistem	Kod	Giriş-Çıkış(inch)	Çap(inch)	Kapsite(m ³ /h)
Multi - Gravel Double System with Hydrocyclone	Code	Input-Output(Inch)	Diameter(Inch)	Capacity(m ³ /h)
	AK 1097	4" 2x3"	24"	80
	AK 1098	5" 3x3"	24"	120
	AK 1099	6" 4x4"	24"	180
	AK 1100	6" 5x4"	24"	220
	AK 1101	6" 4x4"	36"	200
	AK 1102	6" 5x4"	36"	240

Hidosiklonlu Çoklu Gravel Otomatik Sistem	Kod	Giriş-Çıkış(inch)	Çap(inch)	Kapsite(m ³ /h)
Multi Bypass Gravel Automatic Double Filter with Hydrocyclone	Code	Input-Output(Inch)	Diameter(Inch)	Capacity(m ³ /h)
	AK 1103	4" 2x3"	24"	80
	AK 1104	5" 3x3"	24"	120
	AK 1105	6" 4x4"	24"	180
	AK 1106	6" 5x4"	24"	220
	AK 1107	6" 4x4"	36"	200
	AK 1108	6" 5x4"	36"	240

Hidosiklonlu Çoklu Gravel Double Sistem Tek Dingilli	Kod	Giriş-Çıkış(inch)	Çap(inch)	Kapsite(m ³ /h)
Hydrocyclone Multi - Gravel Double System Single Axle	Code	Input-Output(Inch)	Diameter(Inch)	Capacity(m ³ /h)
	AK 1109	4" 2x3"	24"	80
	AK 1110	5" 3x3"	24"	120
	AK 1111	6" 4x4"	24"	180
	AK 1112	6" 4x4"	36"	220

YUVARLAK DAMLA

SULAMA GRUBU

ROUND DRIP
IRRIGATION PIPES



 **Akplas**

Ø16 YUVARLAK DAMLA SULAMA BORULARI - Ø16 ROUND DRIP IRRIGATION PIPES
Ø16 - 0,9 mm (2 LT & 4LT)

Cinsi	Aralık / cm	Rulo Uzunluğu
Code	Spacing / cm	Roll Length
3505-6.016.1020	20	400
3505-6.016.1025	25	400
3505-6.016.1033	33	400
3505-6.016.1040	40	400
3505-6.016.1050	50	400
3505-6.016.1060	60	400

Ø16 - 1 mm (2 LT & 4LT)

Cinsi	Aralık / cm	Rulo Uzunluğu
Code	Spacing / cm	Roll Length
3501-2.016.1020	20	400
3501-2.016.1025	25	400
3501-2.016.1033	33	400
3501-2.016.1040	40	400
3501-2.016.1050	50	400
3501-2.016.1060	60	400

Ø16 - 1,2 mm (2 LT & 4LT)

Cinsi	Aralık / cm	Rulo Uzunluğu
Code	Spacing / cm	Roll Length
3514-15.016.1020	20	400
3514-15.016.1025	25	400
3514-15.016.1033	33	400
3514-15.016.1040	40	400
3514-15.016.1050	50	400
3514-15.016.1060	60	400

YUVARLAK DAMLA SULAMA GRUBU

ROUND DRIP IRRIGATION PIPES

Ø20YUVARLAK DAMLA SULAMA BORULARI - Ø20 ROUND DRIP IRRIGATION PIPES

Ø20 -0,9 mm (2 LT & 4LT)

Cinsi	Aralık / cm	Rulo Uzunluğu
Code	Spacing / cm	Roll Length
3512-13.020.1020	20	300
3512-13.020.1025	25	300
3512-13.020.1033	33	300
3512-13.020.1040	40	300
3512-13.020.1050	50	300
3512-13.020.1060	60	300

Ø20 -1 mm (2 LT & 4LT)

Cinsi	Aralık / cm	Rulo Uzunluğu
Code	Spacing / cm	Roll Length
3510-11.020.1020	20	300
3510-11.020.1025	25	300
3510-11.020.1033	33	300
3510-11.020.1040	40	300
3510-11.020.1050	50	300
3510-11.020.1060	60	300

Ø20 -1,2 mm (2 LT & 4LT)

Cinsi	Aralık / cm	Rulo Uzunluğu
Code	Spacing / cm	Roll Length
3514-15.020.1020	20	300
3514-15.020.1025	25	300
3514-15.020.1033	33	300
3514-15.020.1040	40	300
3514-15.020.1050	50	300
3514-15.020.1060	60	300

KÖR BORULAR - ROUND BLIND TUBES

Cinsi	Aralık / cm	Rulo Uzunluğu
Code	Spacing / cm	Roll Length
0,9 mm Damla Sulama Boruları / 0,9 mm Round Drip Pipes		
3551.016.1400	Ø16	400
3551.020.1300	Ø20	300
1 mm Damla Sulama Boruları / 1 mm Round Drip Pipes		
3552.016.1400	Ø16	400
3552.020.1300	Ø20	300
1,2 mm Damla Sulama Boruları / 1,2 mm Round Drip Pipes		
3554.016.1400	Ø16	400
3554.020.1300	Ø20	300

DAMLA SULAMA BORULARI BASINÇ AYARLI PC - PC (PRESSURE ADJUSTABLE DRIP IRRIGATION PIPES)



AKPLAS PC

Hat Üstü PC Damlatıcı /Inline PC Dripper

Çok çeşitli uygulamalar için en çok yönlü ve kolay basınç dengeleyici emitör.

For a variety of applications versatile and easy to install pressure compensating emitter



Basınç Dengeleme

Akplas PC emitörleri, geniş basınç aralığında hassas ve eşit miktarda su verilmesini sağlayan bir silikon membran içerir. Akplas PC emitörleri, bir ev bahçesinden en gelişmiş hidropnik uygulamaya kadar hassa sulama ihtiyaçları için tasarlanmıştır.

Ultrasonik Kaynak Teknolojisi

Akplas PC'nin gelişmiş kaynak işlemi, tüm çevrimiçi emitörlerin eninde sonunda karşılaştıkları, gövde ile emitörün kapağı arasındaki sızıntı sorununu ortadan kaldırır. Yayıcımızda bu, Akplas PC gövdesinin kenarında kapağın paralel oluşumu ve kaynaklanmasıyla önlenir, bu da iklim veya basınç koşullarından bağımsız olarak sızıntıyı imkansız hale getirir.

Tahliye (D) ve Tahlitesiz (ND) Seçenekleri

Akplas PC'nin Non-Drain sistemi ile sulama aralıkları sırasında boru suyla dolu kalır ve boru boyunca anında ve eşit sulama sağlar. Drenajsiz emitörler, drenaj ve yeniden doldurma etkisini ortadan kaldırır ve darbeli sulama verimliliği artırır. Boşaltmama işlevini elde etmek için emitör 0,30bar'da açılır ve 0,20 bar'da kapanır.

Pressure Compensation

Akplas PC emitters contain a silicone membrane that ensures precise and equal water delivery over a wide pressure range. Akplas PC emitters are designed for precise irrigation needs from a home garden to the most advanced hydroponic application.

Ultrasonic Welding Technology

Akplas PC's advanced welding process eliminates the leakage problem between the body and the emitter cover that all online emitters eventually encounter. In our emitter this is prevented by the parallel formation and welding of the cover on the edge of the Akplas PC body, making leakage impossible regardless of climate or pressure conditions.

Drain (D) and Non-drain (ND) Options

With Akplas PC's non-drain system, the pipe remains filled with water during irrigation intervals and provides instant and equivalent irrigation throughout the pipe. Non-Drain emitters eliminate the drain and recharge effect and increase efficiency in pulse irrigation. Emitter opens at 0.30 bar and closes at 0.20 bar to achieve non-discharge function.

YUVARLAK DAMLA SULAMA GRUBU

ROUND DRIP IRRIGATION PIPES

DAMLA SULAMA BORULARI BASINÇ AYARLI PC - PC (PRESSURE ADJUSTABLE DRIP IRRIGATION PIPES)

Verici Özellikleri

- Geniş akış hızı aralığı 2,0 / 4,0 / 8,0 ve 24l/saat
- Akplas PC, çapı 12mm'den 32mm'ye kadar olan borulara ve 0,9mm'den 1,2mm'ye kadar et kalınlığına sahip borulara montaj için tasarlanmıştır.
- Geniş basınç dengeleme aralığı
- Çapraz şekilli su girişi
- Labirent boyunca geniş ve doğru su geçişleri
- Suyun oldukça türbülanslı akışını sağlayan özel labirent tasarımı
- Sürekli kendi kendini temizleme mekanizması, tıkanmayan kesintisiz emitor çalışmasını sağlar
- Yüksek UV direnci
- Tarımda kullanılan standart besinlere dayanıklı
- Mükemmel Varyasyon Katsayısı (CV) ile enjeksiyonlu kalıplanmış emitorler
- Kova yayıcılar, tam olarak ihtiyaç duyulan yere manuel olarak kurulabilir
- Ağaç büyüme hızı gereksinimlerini karşılamaya yönelik su arzını artırmak için yayıcı sayısı artırılabilir
- Akplas PC tasarımı, çoklu çıkışlı manifold çıkışı kurulumuna izin verir
- 3mm iç çaplı mikro boruya ve pres geçmeli nipel konnektörlere uygun tek tip çıkış

Ürün Uygulamaları

- Hassas sulama
- Engebeli arazi
- Seralar ve fidanlıklar
- Meyve bahçeleri
- Bahçivanlık
- Çevre düzenleme
- Hidroponik
- Topraksız Kültür
- Darbe Sulama

Transmitter Features

- Wide flow rate range 2.0/4.0/8.0 and 24 l hours
- Akplas pc is designed for installation on pipes with a diameter of 12 mm up to 32 mm and wall thickness from 0.9 mm to 1.2 mm.
- Wide pressure compensation range
- cross shaped water inlet
- Wide and accurate water passage through the labyrinth
- Special labyrinth design that provides turbulent flow of water
- Continuous self-cleaning mechanism ensures uninterrupted emitter operation without clogging
- High uv resistance
- Resistant to standard nutrients used in agriculture
- Injection molded emitters with excellent coefficient of variation (CV)
- Bucket emitters can be installed manually exactly where needed
- The number of emitters can be increased to increase water supply to meet tree growth rate requirements
- Akplas PC design allows multi-outlet manifold outlet installation
- Uniform outlet suitable for 3 mm inner diameter micro tubing and press fit nipple connectors.

Product Applications

- Precision irrigation
- Rough terrain
- Greenhouses and nurseries
- Orchards
- Horticulture
- Landscaping
- Hydroponics
- Hydroponic agriculture
- Pulse irrigation

Akış Miktarı(Debi) (l/h)	Sabit Değer(k)	Katsayı (x)	Varyasyon Katsayısı CV (%)	Suyun geçiş kalınlığı, uzunluğu,derinliği (mm)	Filtreleme Alanı (mm2)	Tavsiye edilen Filtreleme (micron)
Flow Rate	Fixed Value	Coefficient	Coefficient of Variation	Passage Thickness, Length and Depth of Water	Filtering Area	Recommended Filtering(micron)
2,0	2,0	0,0	2,0	1,00 x 1,00 x 55,4	3,80	120/130
4,0	3,9	0,0	2,0	1,30 x 1,10 x 50,6	3,80	120/130
8,0	7,9	0,0	2,2	1,50 x 1,15 x 46,5	3,80	120/130
24	23,5	0,0	2,3	1,35 x 1,20 x 35,0	3,80	120/130

Damla Sulama Boruları Basınç Ayarlı PC

PC – Pressure Adjustable Drip Irrigation Pipes


Paketleme


Plastik Torba	Plastic Bag	100 adet	/100 pieces
Torba	Bag	25 Torba - 2.500 adet	/25 bag - 2500 pieces
Palet	Pallet	120 Kutu - 300.000 adet	/120 box - 300.000 pieces
20' Konteyner	20' Container	11 Palet - 3.300.000 adet	/120 box - 300.000 pieces
40' Konteyner	40' Container	22 Palet - 6.600.000 adet	/22 pallet - 6.600.000 pieces




YUVARLAK DAMLA SULAMA GRUBU

ROUND DRIP IRRIGATION PIPES

Kurtağız Ekleme Nipeli Dovetail Adding Nipple	Kod Code	Çap (mm) Diameter(mm)
	5102.016.1010	16*16
	5102.020.1010	20*16
	5102.020.1011	20*20

Kurtağız Çıkış Nipeli Dovetail Exit Nipple	Kod Code	Çap (mm) Diameter(mm)
	5103.016.1010	16*16
	5103.020.1010	20*20

Konik Conta Conical Gasket	Kod Code	Çap (mm) Diameter(mm)
	5110.016.1010	16
	5110.020.1010	20

ABOT ÜSTÜ İSTAVROZ HYDRANT ABOVE CROSS



İÇ DİŞLİ ADAPTÖR INNER THREAD ADAPTOR



DEMİR ÇUBUK METAL ROD



PVC TEMİZ SU BORULARI

PVC CLEAN WATER PIPES



 **Akplas**

PVC TEMİZ SU BORULARI *PVC CLEAN WATER PIPES*

Çap (mm)	PN 4 (4 ATÜ)	PN 6 (6 ATÜ)	PN 10 (10 ATÜ)
Diameter (mm)	PN 4 (4 ATÜ)	PN 6 (6 ATÜ)	PN 10 (10 ATÜ)
63	0,494	0,533	0,826
75	0,655	0,735	1,179
90	0,790	1,081	1,690
110	1,160	1,327	2,038
125		1,733	2,646
140		2,191	3,334
160		2,862	4,374
200		4,383	6,792
225		5,534	8,536
250		6,929	10,585

PVC CONTALARI *PVC GASKETS*

Kod	Çap (mm)
Code	Diameter (mm)
5137.063.1000	63
5137.075.1000	75
5137.090.1000	90
5137.110.1000	110
5137.125.1000	125
5137.140.1000	140
5137.160.1000	160
5137.200.1000	200
5137.225.1000	225
5137.250.1000	250

PE-100 (HDPE) BORULAR

PE-100 (HDPE) PIPES



PE-100 HDPE BORULARI

PE-100 (HDPE) PIPES

Çap/ Diame- ter Ø (mm)	PN4 (SDR41)	PN5 (SDR33)	PN6 (SDR26)	PN8 (SDR21)	PN10 (SDR17)	PN12,5 (SDR13,6)	PN16 (SDR11)	PN20 (SDR9)	PN25 (SDR7,4)	PN32 (SDR6)
16								0,090	0,102	0,123
20							0,116	0,132	0,162	0,180
25						0,148	0,169	0,210	0,240	0,278
32					0,193	0,230	0,277	0,326	0,386	0,454
40			0,200	0,245	0,293	0,354	0,429	0,509	0,601	0,703
50			0,307	0,371	0,451	0,547	0,665	0,789	0,938	1,091
63		0,394	0,485	0,576	0,719	0,873	1,052	1,260	1,476	1,734
75		0,545	0,665	0,824	1,014	1,237	1,469	1,771	2,103	2,455
90	0,658	0,786	0,965	1,182	1,458	1,771	2,129	2,554	3,013	3,537
110	0,935	1,168	1,417	1,774	2,170	2,625	3,158	3,795	4,515	5,268
125	1,227	1,509	1,825	2,268	2,768	3,382	4,096	4,894	5,810	6,795
140	1,538	1,875	2,304	2,840	3,475	4,235	5,106	6,149	7,298	8,530
160	1,992	2,423	3,021	3,725	4,536	5,529	6,702	8,008	9,501	11,124
180	2,480	3,066	3,762	4,681	5,737	7,017	8,471	10,132	12,012	14,061
200	3,049	3,842	4,666	5,800	7,080	8,607	10,448	12,529	14,861	17,361
225	3,858	4,783	5,862	7,329	8,979	10,929	13,223	15,857	18,781	21,986
250	4,835	5,932	7,265	8,969	11,005	13,464	16,263	19,491	23,186	27,108
280	5,991	7,419	9,061	11,322	13,826	16,869	20,389	24,499	29,073	34,011
315	7,527	9,401	11,543	14,228	17,508	21,380	25,809	30,993	36,804	43,038
355	9,575	11,889	14,588	18,064	22,282	27,106	32,761	39,361	46,662	54,673
400	12,138	15,142	18,500	23,036	28,163	34,376	41,596	49,933	59,271	

SUYU TOPRAĞA KAVUŞTURAN MARKA

THE TRADEMARK
WHICH BRINGS
WATER AND SOIL
TOGETHER

 azyfarm

 Akplas  MIKVEL
Hep Birlikte Daha İyide

 Fevzi Çakmak Mah. 10625. Sok. No:5/D Karatay / KONYA
 +90 536 822 25 46
 info@azyfarm.com

